
















# Cub Scout Bobcat Cootie Catcher

	<p>1</p> <p>Say the Cub Scout Motto</p>	<p>2</p> <p>Show the Cub Scout Sign</p>	
<p>8</p> <p>Say any part of the Scout Oath that you remember</p>			<p>3</p> <p>Say your pack number</p>
<p>7</p> <p>Show the Cub Scout Handshake</p>			<p>4</p> <p>Say two points of the Scout Law</p>
	<p>6</p> <p>Say your den number</p>	<p>5</p> <p>Show the Cub Scout Salute</p>	

## How to Play Cootie Catcher

1. Boy 1 picks a rank.
2. Boy 2 opens the catcher up and down and side to side as he spells that rank.
3. Boy 2 shows the inside of the catcher to Boy 1 who selects one of the numbers.
4. Boy 2 opens the catcher that number of times.
5. Boy 1 selects a number from those shown.
6. Boy 2 opens the flap and reads the instruction to Boy 1.

### How to Fold a Cootie Catcher

<p>1</p> <p>Cut</p> 	<p>2</p> <p>Fold</p> 	<p>3</p> <p>Unfold</p> 	<p>4</p> <p>Fold</p> 
<p>5</p> <p>Unfold</p> 	<p>6</p> <p>Fold corners into center</p> 	<p>7</p> <p>Unfold</p> 	<p>8</p> <p>Fold</p> 
<p>9</p> <p>Fold corners into center</p> 	<p>10</p> <p>Flip over</p> 	<p>11</p> <p>Flip over</p> 	<p>12</p> <p>Unfold</p> 
<p>13</p> <p>Unfold</p> 	<p>14</p> <p>Fold in half &amp; slip fingers into flaps</p> 	<p>15</p> <p>Flip over</p> 	<p>16</p> <p>Fold in half</p> 