

Castle Norris



MT NORRIS SCOUT RESERVATION
CAMP GUIDE
SUMMER 2025

From the Camp Director



Hello everyone! Welcome to the 2025 Camp Guide! This Guide was prepared to help you navigate through myriad planning requirements and understand the many things we have planned for you and your units this summer. The theme this year is **Medieval Times**. So, get ready to let out your inner Knight and be ready to be the Champion for your Castle! Be ready for Tournament play and compete for the soon-to-be-introduced Norris Cup.

We will continue the awesome programming you have seen these past several years and we have many new things that will keep your Scouts and Cubs busy and excited.

We develop our camp curriculum to be fun and memorable but, also, to mirror an adherence to the Scout Oath and Law. We need these guiding lights while we maintain our co-ed environment and, at the same time, run concurrent Cub Scouts and Scouts BSA programming. One of the many benefits of coming to Mt. Norris for summer camp is our ability to be flexible and supportive of what your youth might need. We work hard throughout the year to prepare for your arrival, and will assist with your special requests and accommodations. Please let me know how we can assist you with your questions.

I want to also personally thank you for choosing MNSR for your summer activities. I know there are other choices out there and sometimes they might be even closer. Coming to our camp--and with as many Scouts and Cubs that you can bring--helps ensure the financial health of the MNSR. We want MNSR to continue to be the place where lasting memories are made and for generations to come. We have several programs in place to recognize those Troops and Packs that continue their yearly pilgrimage back to our beloved camp.

Finally, I want to introduce our new SBSA Program Director, Shannon McCullen. Shannon has served our camp so admirably as our Waterfront Director. Also, last summer, she led the National Youth Leadership Training program, heavily influencing the development of our future youth leaders. I also want to introduce the new Cub Scout Program Director, Sarah-Lynne Carrara. Picture an energetic and creative Scout leader with boundless enthusiasm and it is likely Sarah-Lynne you have in mind. Most-recently Sarah served as the Ethan Allen District Chair and she has been at the helm for the last several southern Day Camps. We are so lucky to have these two senior staff ready to guide their respective programs.

Yours in Scouting,

Randy

Randall Gates
Camp Director
802-373-3340
randall.k.gates@gmail.com

From the SBSA Program Director



Hear ye! Hear ye!

Your presence is requested the summer of 2025 at Castle Norris. We thank you for embarking on this journey with us and know that you will have a week filled with fellowship, fun, and friends!

This summer, each of our weeks will have specialty programming. Week 1 will be *Eagle Week*, filled with challenges and tasks to help prepare scouts toward the Eagle rank. Week 2 is *Heroes Among Us*. This week will include exploration into emergency services, the National Guard-aligned merit badges, and more. Week 3 will be *Aquatics Specialty Week* (this Queen's personal favorite) which will include Water Sports and Motorboating merit badges and fun on our Aquatic Play Structure. Week 4 is *Ecology & Conservation Week* and will include *Leave No Trace* activities and appreciation for the Mount Norris Scout Reservation.

There will be many new ideas and challenges coming to the Castle this summer and we are incredibly excited to have you along for the journey. These include new merit badges, new activities, and new programming. Please do not hesitate to reach out either by carrier pigeon or email should you require anything for your 2025 planning!

The Queen of Land SBSA (or should you desire my alternate title, Mount Norris SBSA Program Director),

Shannon

Shannon McCullen

Mt. Norris Scout Reservation SBSA Program Director

Please direct your carrier pigeons to miss.muckles@gmail.com or 802- 922-8792

From the Cub Scout Program Director



Hear ye! Hear ye!

The Royal Court is thrilled to welcome you to Mt. Norris this summer! We are honored that you have chosen to spend your precious time with us in the Scout Kingdom. We plan to engage you in a week full of medieval fun and fellowship culminating in a Royal Festival.

We are here to serve you and your unit. If there are any questions, concerns or accommodations that may be needed to help make your unit's stay a memorable experience, please do not hesitate to reach out.

I am looking forward to seeing you at the Mt. Norris Scout Kingdom this summer!

Your Most Humble and Obedient Servant,

Sarah-Lynne

Sarah-Lynne Carrara

Cub Scout Program Director

sarahlynnecarrara@gmail.com or 802-353-7284



Our Aquatic Play Structure was a HUGE hit in 2024! If you were not at camp last summer, come and check out this awesome Waterfront feature! *Available to both SBSA and Cub Scout attendees.*

New for 2025

Target and Range Activities Upgrade

We are excited to announce the upcoming installation of a state-of-the-art Rifle Range at Mt. Norris Scout Reservation, made possible by the generosity of Casella, Troop 407 of Daniel Webster Council, and an anonymous benefactor. This new facility will provide our Scouts with an enriching and exciting experience. This *Target and Range Activities* upgrade is an important step toward fulfilling our long-range improvement plan.

Human Foosball Game

If we are successful in raising construction funds, it is our intent to erect a 20' x 40' Human Foosball pit and locate it in the field by the Ga-Ga Pit. *If your Troop or Pack would like to sponsor the materials for one of the fourteen panels, please contact Randy Gates at 802-373-3340.* (See page 37.)

Norris Cup

We are creating a fun way to recognize the achievements of Packs and Troops with a new annual award. Troops and Packs receive points based on different categories such as activity participation, ability to spot *Leave No Trace* violations and the highest percentage of unit members climbing Mt. Norris. ***Troops and with the highest summer camp attendance receive “double points.”***

Cub Scout Discovery Trail Completion

Through the financial generosity and project manpower of the Order of the Arrow Lodge, Ajapeu 351, we have completed a safer stair climb from the Trail's start. We have also purchased and installed the way-point signage that guides Cubs along the Trail. ***Come and play the Trail BINGO game.***

Returning from 2024

A fully Handicapped-Accessible SBSA Archery Range

Refined Off-Camp Excursion Activity Sheets

Awesome Aquatic Play Structure

“Core” Merit Badges Selections; Specialty Week Merit Badges and “By-Week-Chance” Merit Badges

A Caring and Welcoming Staff

Tasty & Nutritious Food!



Our Commitment

Scouting America is committed to creating welcoming, safe environment where Scouts can freely express themselves, share their experiences, and become the best version of themselves by learning from and respecting each other. We welcome, at every level of our movement, youth and families who wish to live a life of impact and purpose, guided by the Scout Oath and Scout Law.



Table of Contents

Welcome Letters from the Camp Director	i.
SBSA and Cub Scout Program Director Welcome	ii
New and Returning for 2025	iii

General Camp Information

Staff Commitment	4
Table of Contents	5-6
Pre-Camp Leader Meeting	7
Camp Property	7
Camp Staff	7
Camp Ranger	7
Camp Accreditation	7
Driving directions to MNSR	8
Communications with MNSR	8
WiFi Accessibility	8
Mail	9
Uniforming	9
Trading Post	10
Ammunition (From the Trading Post)	10
Dining Services	10-11
Outpost Cooking	11
Provisional Troops	11
Venturing	11
Camp Fees	12
Camperships	12
Out-of-Council Insurance Requirements	12
Campsites and Supplies	13
Campsite Reservations	13
Campsite Loyalty Program	14
Camp Check-in Process	14-15
Medical Information	15-16
Scout Early Release	17
Health & Safety	17
Alcohol, Drugs and Tobacco	17
Liquid Fuel	17
Valuables	17
Transportation	17
Vehicles in Camp	18
Firearms, Ammunition and Archery Equipment	18
Electronic Devices	18
Taps	18
Emergency Procedures	19
General Procedures	19
Lost Bather	19
Fire	19
Lost Person	19
Serious Injury or Death	19

Child Abuse	20
Weather-Related Emergencies	20
Flood	20
Lightning	20
High Winds	20
Hailstorm	20
Tornado	20
Earthquake	20
Youth Protection Guidelines	21
Adult Supervision	21
Accommodations	21
Tenting	21
Camp Program and Program Philosophy	22
Do's & Don'ts on Camp	22
Cub Scout Program Overview	23
Program Rotation	23
Evening Events	24
Opening Campfire	24
First-Year Campfire	24
Bear Bags	24
Webelos Storytime	24
Staff Visits	24
Leader Cracklebarrel	24
AoL Campout	24
Closing Campfire	25
Camp Theme	25
Special Days (Eagle Day and AoL Day)	25
Pack Projects	25
Cub Scout Personal Packing List (With Swimwear Note)	26
Scouts BSA	27
Youth Leadership Council	27
First Class Adventure (with Totin Chip and Fireman Chit information)	27
Schedules	28-29
Outpost Activities	29
Mt. Norris Hike	30
Evening Activities	30
Merit Badges	31
Merit Badge Focused-Themed Weeks	32
Scouts BSA Personal Packing List	33
Prohibited Items	33
BSA Awards	34
Conservation Projects	35
Leader's Program, Assistant Ranger Award, Camp Awards, Norris Cup Info	35
Order of the Arrow	36
Troop Equipment List	36-37
Appendix I: Off-Camp Excursions	38-40
Appendix II: Early Release	41
Appendix III: Frontier's Camp	42
Appendix IV & V: Mt. Norris Scout Reservation Alumni Association Info	43-44
Appendix VI: Summer Camp Employment & The Counselor-in-Training (CiT) Program	45

General Camp Information

Pre-Camp Leader Meeting

We **HIGHLY RECOMMEND** that at least one Leader from each visiting Unit attend the pre-camp information meetings. So that those who attend Summer Camp can be better prepared, Camp Leadership will conduct at least one Zoom meeting to help answer any questions units may have. We will also record the meeting and provide access on the camp website. 2025 Dates and Zoom invite:

Monday, May 12th from 7:30 to 8:30 p.m. and Monday, June 2nd from 7:30 to 8:30 p.m.
<https://us06web.zoom.us/j/9925169790?pwd=NUFZM1piellNBFBESi9NZG9neDZnUT09>

Contact Camp Director Randy Gates (802-373-3340) or the Council Service Center in Waterbury, VT (802-244-5189) with questions/additional information related to the camp program, registration, and operation.

Camp Property

Mt. Norris Scout Reservation (MNSR) is owned and operated by the Green Mountain Council (GMC) of Scouting America. Our scenic 1,071-acre property has been enjoyed by generations of Scouts and Scouters as a beautiful summer retreat for 76 years. With shoreline access to Lake Eden, trails to the summit of Mt Norris, and our enthusiastic and qualified staff, we strive to offer exciting and unique camping opportunities to Scouts from around the World.

Camp Staff

MNSR does its best to hire the most-qualified Scouts and adults available to serve on our camp staff. They are chosen for their knowledge of camp life, sense of Scouting's values and are committed to help your Scouts and units succeed. Area Directors hold a valid certificate of training from BSA's National Camping School or equivalent skills. In 2025, we have approximately 75% of our Camp Staff from last year returning.

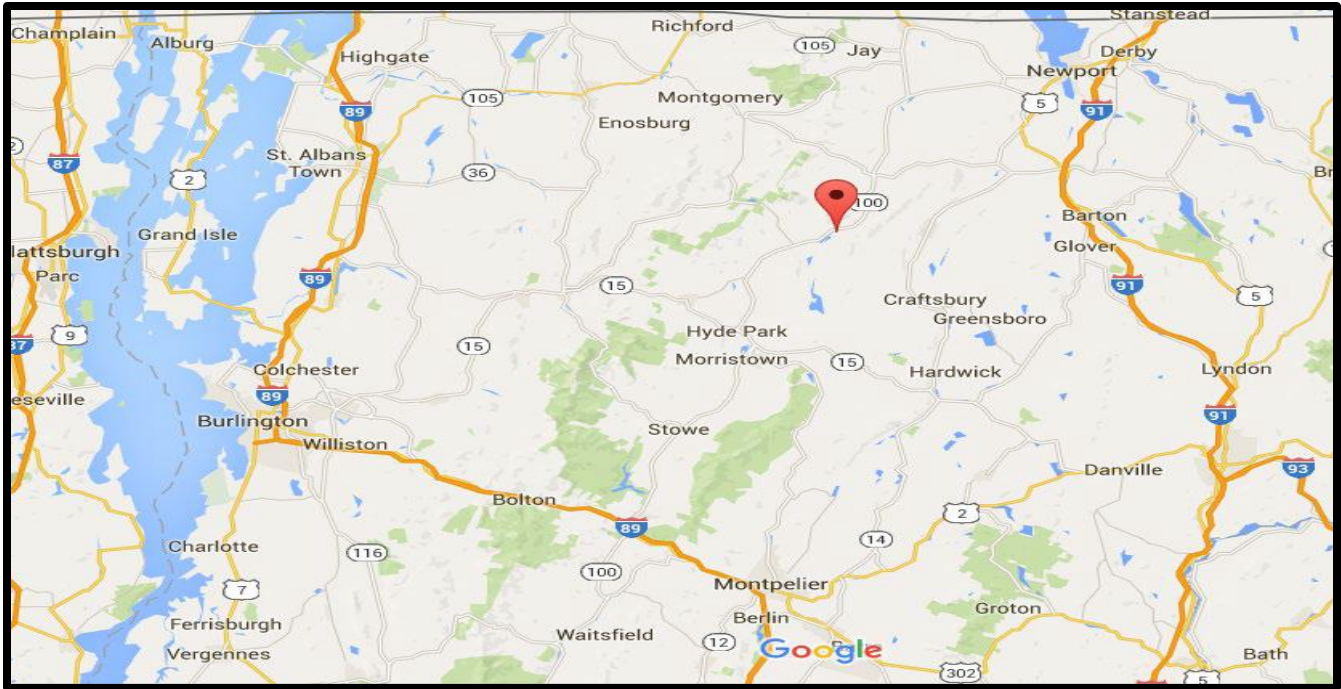
Camp Ranger

MNSR has a full-time year-round Ranger living on site who oversees all property maintenance. He also supervises programs at camp during the off season such as our very popular and (often sold-out) Winter Trek weekends. He holds a certification from the BSA National Camp School Ranger Section and works closely with the Mt Norris Scout Reservation Alumni Association on a variety of camp projects.

Camp Accreditation

MNSR is licensed to operate by the State of Vermont, Agency of Human Services and receives formal authorization to operate from the Boy Scouts of America. The Vermont State Department of Health, the BSA's Regional Visitation Team, and the GMC's Camping and Properties Committees all certify that the camp adheres to all current health and safety guidelines. MNSR has consistently receives BSA National Camp accreditation and is our assurance to parents that their hard-earned dollars are used for a high-quality program.

Driving directions to beautiful Mount Norris Scout Reservation



From Interstate 89, take the **VT-100 exit, Exit 10**, toward US-2/Waterbury/Stowe. Continue to **VT-100 north** to Morrystown; about 20 miles. In Morrystown enter the roundabout and take the 3rd exit onto **VT-15/VT-100**. Within two miles, enter another roundabout and take the **1st exit onto VT-100** heading north. In 12.6 miles the sign for MT Norris Scout Reservation is on your right and marks Boy Scout Camp Road. Turn right onto Boy Scout Camp Road and follow it to the large parking lot at the dining hall.

*For safety, please drive **5 MPH** once you have entered camp property.*



Communications with Camp

In an emergency parents should call the Council Service Center, at 802-244-5189, and between the hours of 9:00 am. and 5:00 p.m., Monday through Friday. Outside those hours, call 802-495-1120 (Camp Director) or 802-635-7415 (Camp Office – you will likely need to leave a message). **AT&T** is the only reliable cell phone service in camp.

Wi-Fi** is intermittently available at the camp office and on the porch. It is intended for use by leaders for necessary communication and access, and not for recreational use (no youth access). This resource is needed to operate camp and for other necessary functions. **We thank you for your cooperation limiting its use.

Mail

Outgoing mail should be left in the mailbox on the porch of the camp office. A staff member or the Ranger will take it to the Post Office when picking up the day's incoming mail.

Incoming Mail to Scouts and leaders is distributed to their units by the site guides when it arrives. Mail usually takes two to three days to reach the camp. Mail should be addressed to campers as follows:

Individual's name
 C/o Mount Norris Scout Reservation
 Unit ###, _____ Campsite
 242 Boy Scout Camp Road
 Eden Mills, VT 05653



NOTE: Please confirm the final Campsite assignment before sending mail – it may not be what was originally indicated by the Unit Leaders. Campsite assignments are finalized by the Camp Director based upon the final numbers attending each week and the needs of the camp as a whole.

Uniforming

One of the METHODS by which Scouting achieves its aims is the proper wearing of the uniform. We ask that Scouts and Leaders wear their complete Cub Scout or SBSA uniform for evening retreat, at Vespers, and at the opening and closing campfires.

Appropriate activity uniforms (a Scout t-shirt with Scout shorts or pants) should be worn to breakfast and during the day's activities. **Shirts and closed-toe footwear are always required.** Open-toed footwear is only permitted in the shower house, at the Waterfront and in your tent. (Travel to and from these exceptions require closed-toed shoes or sneakers.)

Flag Ceremonies

Flag ceremonies will be held before breakfast and before dinner. The exact schedule for these ceremonies will be shared at the Sunday evening Leader Meeting based upon Program schedules each week. The first evening flag ceremony will feature a quick explanation of drill and ceremonies, including the proper facing movements toward the flag. ***If your Troop or Pack has a budding Bugler and would like to bring music to our ceremonies, please let us know. Providing a bugler is FIVE points towards the Norris Cup competition***



Trading Post

It is difficult to say how much money a Scout should bring to camp to spend at the Trading Post. The amount they will spend depends on what merit badge books and materials they'll need and how much they are likely to spend on snacks and souvenirs.

In 2025 we are not able to give complimentary T-shirts to Cub Scouts and SBSA. We will have a themed T-shirt available for purchase. We will always carry a selection of branded *Scouting America* and *Green Mountain Council* clothing to include shirts, fleeces and hats.

In general, merit badge books cost \$5.00 and handcraft merit badge kits are about \$7 to \$10. We suggest \$60-\$75 as a reasonable amount to bring and request **it is in smaller bills; tens, fives, and ones**, to facilitate making change. We have worked hard to increase the amount & quality of items at the Trading Post. Feedback from prior-year Survey Forms confirms that Troops and Pack leadership appreciated the new 2024 Trading Post layout and the ease of flow to the check-out counter. Additional suggestions for 2025 are always welcome.

A reminder that trading post accounts CANNOT be set up for units or scouts. The trading post does accept cash, checks and VISA, MasterCard and Discover credit cards.

Ammunition (From the Trading Post)

Due to a continuing national shortage and escalating costs, we are again utilizing a debit card system for rounds at the ranges. The cost will be as follows: \$0.20 per round for rifle (10 or 50 per card); \$0.60 per round for shotgun (including the clay – 5 or 10 per card for \$3.00 or \$6.00).

Shooting Sports Merit Badges: Scouts participating in a Shooting Sports Merit Badge will be given a reasonable supply with which to qualify. Should additional rounds be required or desired, a card can be purchased at the Trading Post and brought to the firing range.

Open Shoot: During open program area time, we welcome and encourage individuals, patrols, or units to bring a debit card purchased at the Trading Post with them to the Range and enjoy the challenge of skill and accuracy improvement with the Rifle and/or Shotgun.

Dining & Food Service



Our Nutritionist-approved menu and experienced chef-prepared meals are served in the Flynn Lodge dining hall. To better plan for the dietary needs and comfort of our campers, we ask you to inform us at the time of registration and include the allergy or medical requirements in Black Pug, **(NOT WHEN ARRIVING AT CAMP)**. Having this information prior to camp will allow us to adjust our dining program and initiate a dialogue with the parent/guardian to provide the most appropriate solutions. All dietary requirements (vegetarian, religious, etc.) need to be communicated to the camp prior to your arrival. If we believe that we will be unable to accommodate one of your allergies or requests, we will let you know. In cases of significant allergies, a camper may need to bring food from home (storage and refrigeration will be provided).

Breakfast and Dinner: We will be serving breakfast and dinner in the dining hall at the same time. Should any given week's registrations exceed expectations, then we will explore shift meals. Information about when your unit will eat will be confirmed Sunday evening at the Leader's Meeting. The menu will be posted on the camp website by June 1, 2025. One shift will be a mix of Cub Scouts and SBSA, and the other only SBSA. If a SBSA unit prefers to eat with the Cub Scouts please let the Camp Director know so we can plan for that. Breakfast and dinner will be served cafeteria style.

Lunch: Lunch will again be "grab and go" style as was the case last summer, lunches will typically be sandwiches prepacked into crates with fruit, desserts, condiments, chips, etc. and picked up by units between 11:00 am and 12:00 pm. Since each unit will have its own schedule, you can choose what time works best for lunch. The crate will travel to wherever the unit chooses to eat and be returned to the dining hall by 2:00 pm and used for subsequent meals. There will be plenty of food in the crate so no worries about hungry campers!

Cub Scouts depart after lunch on Friday afternoon. SBSA units depart on Saturday morning after a *Grab and Go* continental breakfast (bagels, muffins and fruit).

If you prefer to cook your meals in your campsite, please give us advance notice so that we can make sure we have the food needed. It is the responsibility of the unit to plan these meals, and the kitchen staff will do their best to provide the needed food. New kitchen support for 2025 includes assisting Troops doing an Outpost overnight on the property across Route 100.

Outpost Cooking

ALL units cook one dinner in their sites – both SBSA and Cub Scouts. We will be providing the food and as always, units are invited to add to / embellish/supplement as desired. We hope to see some creativity and fun happening with this while some SBSA members complete Advancement and Cooking Merit Badge requirements. SBSA units will also prepare the following morning breakfast in their site with food provided by the dining hall.

Provisional Troops

At MNSR we firmly believe that all Scouts who want to attend camp should be able to, no matter what week their unit is coming. Scouts are welcome to attend Mt. Norris as patrols, groups of friends, or on their own. Solo "Troops," or groups with 10 or more Scouts will stay in their own campsites with a camp-assigned Scoutmaster aged 21+ years and an Assistant Scoutmaster aged 18+ years. Smaller groups or individual solo Scouts will be placed with a Host Troop in that unit's campsite. Solo Scouts have the same opportunities as any other Scout in camp during the week. Confirmed Troops for Summer 2025 interested in also being a Host Troop should contact the Camp Director. Host Troops in 2025 will receive a special Camp Host streamer for their unit guidon.

Venturing



Venture crews are welcome at MNSR during the four weeks of camp. Venturers who earned First Class rank as registered Boy Scouts are qualified until their 18th birthday to continue with Boy Scout advancement and are eligible to earn any of the offered merit badges. Coed Venturing crews are required to have at least one male and one female advisor, each of whom must be at least 21 years of age. While at MNSR, visiting Venturers must adhere to the two or three-person buddy system.

Camp Fees

2025 Summer Camp Fee Schedule

We are pleased to announce our fees for our 2025 Green Mountain Council resident camping program. The Outdoor Adventure Committee and the Green Mountain Council Finance Committee worked hard to keep the camp fees competitive with four surveyed camps in NY, MA and NH. Keeping fees as low as possible means we are NOT able to offer a complimentary T-shirt this year.

Regular Fee (Early Bird) - \$545 (Paid in full by April 30th)

Full Fee - \$575 (If full payment is not made by April 30th)

Adults - \$150 per adult over and above the free leader formula

1-4 Scouts: Leader fee is \$150 per Leader

5-16 Scouts: 2 Leaders Free, all others are \$150 each

17-24 Scouts: 3 Leaders Free, all others are \$150

25+ Scouts; 4 leaders free, all others \$150

Daily Fee (for leaders in camp partial weeks): \$25

½ Week Cub Scout Option (Tigers, Wolves, Bears): \$425

Co-Op Member Fee is \$510.00



Each registration requires a \$150 deposit, *per Scout*, not Troop or Pack

Full payment of the regular fee (\$545) must be made for each scout and be received in our Council Service Center no later than **April 30, 2025**.

Scouts that do not make the full payment by April 30, 2025 will pay the Full Fee (\$575).

The campership deadline for all camps is April 1, 2025.

Our application can be found at

<https://www.scoutingvermont.org/camperships.html>

Applications must be accompanied by the **\$150 camp** deposit detailed above.

Our Camperships are provided by another generous Non-Profit to which we are one of many applicants. By early May we will have a better idea of the number of camperships we can provide

Out of council units must have proof of accident and sickness insurance. Units can get this information from their local Council Service Center. If your Council does not provide this, it can be purchased for \$5.00 per person from the Green Mountain Council Service Center. Green Mountain Council units already have this insurance.

If a unit or Scout cancels after May 1st, the unit forfeits \$150 per Scout. No fees will be refunded after June 15th except in extreme cases (i.e. death, hospitalization – having to attend summer school or a sporting event is not an extreme case). Please remember this money has already been invested by that time in June. Deposits and paid fees are non-refundable but can be transferred to another NEW Scout not already on a unit's roster. Fees CANNOT be combined and credited to another Scout who is already signed up to attend camp.

Campsites and Supplies

Mt. Norris is very well equipped with campsite equipment. Each site has a rake, shovel, hose, broom, and scrub brush as well as a 7'-6" x 9'-6" walled tent for every two Scouts with cots. The Belvidere and Stratton campsites have lean-tos with bunks for up to four Cub Scouts. Additional equipment or supplies may be requested for use through the Camp Commissioner or Camp Director and can be picked up at the Quartermaster's shed behind the dining hall. Most sites have canvas cots but come prepared with your own sleeping pad or air mattress for additional comfort. There is not electricity in any of the campsites.

Campsite tents and equipment are a major expense in the operation of summer camp, and we strive to maintain and upgrade as funds allow. The Mount Norris Scout Reservation Alumni Association works hard to update two campsites each year. They are committed to purchasing 12 new canvas tents each year. Campsite equipment will be inspected and logged upon your arrival in camp and again before you check-out on Saturday. While we do not anticipate any problems, if necessary, your unit will be held responsible for the replacement cost of damaged equipment on a case-by-case basis.

Campsite Reservations

A unit may reserve its week at camp with a \$100.00 deposit (please refer to the Camp Fees section). This deposit is non-refundable but may be applied toward summer camp fees. Please remember that each campsite may have to be shared by one or more troops. Should this occur, we will contact units sharing sites to coordinate arrival times and any other necessary arrangements. We will always make our best effort to provide the campsite of choice, but it is at the discretion of the Camp Director and the needs of

the camp to make a final determination. The use of a Provisional Troop during each week of camp may mean one of the largest sites goes toward that need.

	CAMPSITE	ACCOMMODATIONS	CAPACITY*
SCOUTS BSA	Ascutney	Tents on outriggers	24
	Bromley	Tents on outriggers	24
	Equinox	Tents on outriggers and a cook-shack	20
	Jay Peak	Tents on outriggers	24
	Mt. Ellen	Tents on outriggers and a cook shack	24
	Mt. Mansfield	Tents on outriggers and a cook shack	32
	Okemo	Tents on outriggers (more remote)	16
	Sugarbush	Tents on outriggers & Leader's cabin	16
CUBS	Belvidere	Adirondack Lean-to's	32
	Mad River	4 – 4 person Cabins / 6 Tents	28
	Stratton	Adirondack Lean-to's	32

Units may also bring personal/unit tents for both leaders and Scouts as an overflow option. Unit or personal tents are welcome. Most sites have room to accommodate them.

We ARE NOT able to accommodate the placement of campers/trailer campers in any of our campsites or along the access roads. DO NOT bring an RV or any similar large-type vehicle to MNSR this summer!

Camp Site Loyalty Program

In 2023 MNSR began a Campsite Loyalty Program designed to recognize consistently-returning Troops and Packs to our beloved camp. Colored beads on a lanyard, representing the eleven campsites, are presented at the closing campfire each week. The colors for each campsite include:

Belvidere	Blue
Jay Peak	Olive
Okemo	White
Ascutney	Turquoise
Equinox	Black
Bromley	Maroon
Stratton	Orange
Mt. Ellen	Pink
Mt. Mansfield	Purple
Sugarbush	Yellow
Mad River	Hunter Green
75 th Anniversary	Red



Camp Check-In Process

Check-in at camp occurs on Sunday and can last a couple of hours, including a tour of the camp. To help move the process along, we recommend that the Scouts are already dressed in their swimsuits. Every camper will need to do a swim test on Sunday if they plan to use the waterfront if they have not done so before arriving at Mt. Norris. Due to the nature of the lake environment, **the camp does not accept pre-tests unless conducted by the camp aquatics staff.**

To make this process as smooth as possible, we have developed the following procedure:
Units arrive at MNSR on Sunday at or after 1:00 p.m. Please make every effort to arrive as a troop. If you need to arrive earlier than 1:00 p.m., please contact us in advance to make arrangements. A Troop Guide will be assigned to your unit and meet you in your site. Lunch will not be available on Sunday – please bring a brown bag lunch or eat before arriving at camp.

Incoming cars will be stopped in front of the Trading Post with attendance rosters confirmed by a staff member. Campers and leaders can then report directly to their campsite. A team of administrative and medical staff will come to you and review all paperwork and medical forms for the unit. Once your entire unit is present, the Troop Guide may begin the tour of camp. All areas of Camp can be toured but swim tests cannot be completed before the check in with the Medical Staff.

All Scouts and leaders must have a current and complete Annual Health and Medical Record (A, B &C). You can download, fill out, and print your own copy by following this link: <https://www.scouting.org/health-and-safety/ahmr/> *You must download the form - data will be lost if not downloaded prior to entering information.

All persons taking any prescription medication must fill out the appropriate number of Routine Drug Administration forms (found in the Appendix – print clearly), prior to check-in so that they may be reviewed by the Health Officer. This will significantly expedite the check-in process! Please present all necessary medical paperwork AND MEDICATIONS in an original pharmacy container at check in to be reviewed by the health officer.

After the tour and swim checks, Scouts and leaders are invited to settle in and relax at their campsites until 5:30 p.m. at which time the entire camp will gather on the Parade Field outside of the dining hall. Everyone should be in their full field uniform. We will share some important information in addition to conducting our first flag ceremony...

Sunday evening meeting: There will be a Roundtable gathering of adult leaders and Senior Patrol Leaders (SPLs). You will meet with key camp staff members and review details for the upcoming week. This will be at 7:00 p.m. on the porch (referred to as Yon Porch) outside of the camp office.

Opening campfire for the entire camp is at 8:00 p.m. Sunday evening in the Council Campfire Ring. **Taps and lights-out at 10:00 p.m.**



Medical Information



MNSR Photo from the
MNSRAA Archives.
Early 1950s.

Physical Exams and the Annual Health and Medical

The Scouting adventure, camping trips, high-adventure excursions, and having fun are important to everyone in Scouting---and so is your safety and well-being. Completing the Annual Health and Medical Record is the first step in making sure you have a great Scouting experience.

The Boy Scouts of America requires that everyone who participates in a Scouting event have an annual medical evaluation by a certified and licensed health-care provider – a physician (MD or DO,) nurse practitioner, or physician assistant.

Following in-processing the Camp Health Officer will keep a copy of the health and medical records locked in the health lodge. One step in your unit's out-processing is to retrieve these records. Camp staff and unit leaders must make every effort to always protect the privacy of unit participants by protecting their medical information.

Anyone staying at MNSR longer than 72 consecutive hours must provide a complete Annual Health and Medical Record upon arrival.

Please note that this record is available as a fillable PDF, and members are requested to fill it out on their computer, then print the record (rather than printing the record and filling it out by hand). Doing this will improve the readability and accuracy of each member's medical information and speed up in-processing. The form is on-line at: <http://www.scouting.org/scoutsource/HealthandSafety/ahmr.aspx>

In order to save any information you add to the form, you must download and save the form first. Information is not saved when editing online. Parts A and B are to be completed at least annually by participants in all Scouting events. This health history, parental/guardian informed consent and release agreement, and talent release statement are to be completed by the participant and parents/guardians. (We will accept immunization records as attachments)

Part C is the physical exam that is required for participants in any event that exceeds 72 consecutive hours, for all high-adventure base participants, or when the activity is strenuous and demanding. Service projects or work weekends may fit this description. **Part C is to be completed and signed by a certified and licensed health-care provider – physician (MD-DO), nurse practitioner or physician assistant.** It is important to note that the height/weight limits must be strictly adhered to when the event will take the unit more than 30 minutes away from an emergency vehicle, accessible roadway, or when the program requires it, such as backpacking trips, high-adventure activities and conservation projects in remote areas. **Scouts must have their completed and physician-signed Part C**

Drugs, Medications and Routine Drug Administration

The camp health officer must review all medications during check-in. Prescribed, self-administered medications for severe allergies, heart conditions, etc. must be reported to the camp Health Officer. Any medicine needed in an emergency may be carried by the Scout or leader (i.e. inhalers, epi pens). All other medicine will either be locked in the health lodge and dispensed by the camp Health Officer or, if a non-controlled substance, will be administered and logged/documented by the Unit Leader(s). A lockable box will be provided to Units requiring them.



Please advise us in writing a few weeks in advance of camp if you have any unusual medical requirements. Please make sure they have an adequate supply to last from Sunday through Saturday. You **SHOULD NOT STOP** taking any maintenance medication unless instructed to do so by your doctor.

As a reminder, we have extensive experience with families who believed that Scout Camp would be a good time to give their Scout “a vacation from medication.” Especially in the case of medications for attention deficit disorders, this practice has not resulted in a good week for the Scout in question, his unit, peers and fellows, or the camp as a whole. **We strongly discourage this practice unless endorsed by the Scout's medical provider.** Scouts taking any prescription medication will be interviewed by a qualified camp staff member upon arrival.

Note: **All medications must be in their original containers and presented to the Health Officer at the Medical check in on Sunday. To facilitate the check-in process, parents need to fill out the appropriate Routine Drug Administration Record for their children.** The camp Health Officer will review and sign this form after completing an interview with the camper. Care in filling this form out will help move in-processing along. A fillable PDF version is available online. Go to:

www.scouting.org/filestore/HealthSafety/pdf/RoutineDrugAdministrationRecordRevised2011.pdf

Scout Early Release Procedure

To ensure Scouts leave camp with an approved guardian, any Scout leaving camp early must have a signed Scout Release Request. This form must be completed and signed by the unit leader, parent, and camp administration. We recommend all units stay in camp until Saturday morning to receive the full benefits of their week at camp. This form is available in the Appendices.

Alcohol, Drugs and Tobacco

Alcohol, marijuana, and illegal drugs are not permitted in camp. Any person found in possession or under the influence of alcohol, marijuana, or illegal drugs will be escorted out of camp. According to Youth Protection Guidelines, such instances will be reported to the Scout Executive for appropriate action. Any minor found in possession or under the influence will face similar consequences after a conference between the Unit Leader, Camp Director, and the minor's parent or guardian.



It is the policy of the Scouting America, and the Green Mountain Council that no one under the age of 21 years old may possess or use tobacco or vaping products. This includes but is not limited to, cigarettes, electronic cigarettes, cigars, pipes, snuff, chewing tobacco or any other form of tobacco. The unit leader in such instances should take appropriate disciplinary action. Smoking is permitted in designated areas only! Please ask the Camp Commissioner or Camp Director for these locations.

Liquid Fuel

Liquid fuel policies of the Green Mountain Council and the Boy Scouts of America permit the use of white gas and pressurized fuels for camp stoves, lanterns, etc. All use of fuel must be under the direct supervision of an adult and bulk quantities of liquid fuels (greater than a backpacking MSR bottle) must be stored in a secure flammable storage facility. See the Camp Ranger with any questions.

Valuables

Make sure all valuables are locked in your vehicle or in a secure location in your campsite. Although theft is uncommon, it is still possible. The best policy is to limit the number of valuables brought to camp. MNSR and the Green Mountain Council are not responsible for any damage to or loss of personal or unit equipment.

Transportation

Transportation to and from camp is the responsibility of the unit. We suggest drivers be selected well ahead of departure. Cars should not be overloaded and must be adequately insured. You must carry at least Vermont state minimums on your auto insurance policy, which are \$25,000/\$50,000/\$10,000.

Vehicles in Camp

All vehicles must be parked in the dining hall parking lot for the week (or in other areas as directed by the Camp Ranger or Camp Director). For safety reasons, and in accordance with National BSA guidelines, only camp vehicles may be operated on camp roads. Only vehicles needed for mobility transportation will be allowed in a campsite after initial camper and equipment drop off Sunday afternoon. Unit trailers are allowed in site. Speed limit in camp is SLOW! Please keep all vehicles operating on camp property below 10 MPH. **We CANNOT accommodate campers or RVs at MNSR. Do not create an uncomfortable situation with camp staff by bringing them.**

Firearms, Ammunition and Archery Equipment

Ample equipment is available for all Shooting Sports programs offered as part of the camp program. Scouts and leaders **may not bring private firearms, ammunition or archery equipment** from home for use at summer camp. Upon discovery these items will be confiscated and stored until your unit leaves camp on Saturday morning.



Electronic Devices

Electronic devices, including cell phones and pagers, are not to be used by staff or Scouts in the program areas, in the dining hall, during Vespers, or during other ceremonies except in an emergency. Scouts may only use electronic devices (including cell phones and pagers) in their campsites under the following conditions: they have permission of their leaders, they have earned the Computer Chip, and their use does not interfere with the good order and discipline of the camp.

Taps

All Scouts must be in their own campsite by 10:00 p.m. each night unless participating in a program activity. After 10:00 p.m., the noise levels should be such that allows other campers to sleep without being disturbed. It is recommended that each unit sets a specific time for Scouts to be in their tents and to have lights out. Each day at this time each unit must do a head count and report any discrepancies to the Camp Director immediately.

Any Scout or leader willing to sound taps, reveille, or perform during the flag ceremonies, should contact the Program Director.

Having a bugler from your Troop earns additional Norris Cup points.



From the MNSRAA Archives
Attributed to the early 1950s

Emergency Procedures

A test of the camp's emergency alert system will be conducted during your first day at camp. This will be explained and demonstrated Sunday before dinner at the whole camp retreat. An unannounced drill will also occur sometime during the camp week.

General Procedures

- In case of an emergency in camp, a siren will sound.
- All Scouts & leaders must report to the main parade ground on the south side of the dining hall.
- Staff report to the porch by the Camp Office.
- Adult unit leaders will conduct a roster check (not just a head count) as Scouts assemble.
- The Camp Commissioner or Program Director will perform staff roster checks.
- Instructions will be given to unit leaders.
- After 10:00 pm, the alarm will not sound and a runner will be sent to the site to do a roster check.

Lost Bather

- See general procedures above.
- Waterfront director runs "Lost Bather Drill" until the swimmer is accounted for.
- Camp Health Officer is notified and immediately goes to the Waterfront
- Camp Director sends a staff member to the "lost bather" site and other staff members to all areas in camp looking for the "lost bather."

Fire

- See general procedures above.
- Staff members assume responsibilities for the safety of the campers and leaders and lead them to safety. **Campers and staff should not fight fires unless they are easily contained; otherwise, leave the task to professional fire fighters.**
- The Camp Leadership and Health Officer are notified immediately in case of fire.
- Camp Leadership determines if additional outside help is needed to combat the fire upon report from the area where the fire occurs.

Lost Person Procedure

- Report any person whom you suspect to be missing immediately to the Camp Director or a senior staff member. Do not delay reporting a missing/lost person. One of your leaders should wait in your site in case the missing person returns.
- The Camp Director will institute search procedures using the camp staff and; if need be, notify outside help.

Serious Injury or Death

- The Camp Director **MUST** be notified as quickly as possible after the accident or discovery of the situation. Medical help will be dispatched.
- **All external communications will be handled through the Camp Director and Scout Executive.**

Child Abuse

- Notify the Camp Director immediately upon suspicion. The report is to be kept confidential.
- Give the Camp Director as much information as you know.
- Do not conduct a personal investigation yourself; protect the dignity and privacy of all involved.
- If the child is in imminent danger, call 911.

Weather Related Emergencies

Troops will be instructed as necessary depending on conditions. (These specific emergencies are ranked in likelihood of occurrence based on data with Vermont Emergency Management.)

Flood

- See general procedures on Page 19.
- When storm is over, resume activities.
- Camp staff should be prepared to act at any time during flood danger.

Lightning Storm

- Report back to campsite unless already in a sheltered space.
- Take cover and stay low.
- When the storm is over, resume activities.
- Firefighting teams should be prepared to act at any time during storm.
- No aquatics or showers during thunderstorms.

High Winds

- See general procedures on Page 19.
- Staff will be dispatched to campsites to make leaders aware of the situation and have troops report to the dining hall; keep everyone inside.
- People will be allowed to leave only when the U.S. Weather Bureau has declared the situation safe.

Hailstorm

- Take cover in the nearest shelter or tent and let the storm run its course.

Tornado

- See general procedures on Page 19.
- Staff will be dispatched to campsites to make leaders aware of the situation and have Troops report to the dining hall; keep everyone inside.
- Open windows and doors in dining hall.

Earthquake

- Report to your campsite.
- Staff will be dispatched to campsites to make leaders aware of the situation.
- Camp leadership will update participants based upon information from USGS through NOAA.

Youth Protection Guidelines

Summer camp is an integral part of Scouting's outdoor program. It is in the camp atmosphere and outdoor program that character building and citizenship purposes are best taught. If you have any concerns about Youth Protection in camp, contact the Camp Director immediately.

The following policies have been adopted by the Boy Scouts of America to provide security for the youth in our program. In addition, they serve to protect adult leadership from situations in which they are vulnerable to allegations of abuse. These policies include:

All Adults (anyone 18+) staying overnight are required to have current Youth Protection certification. All Youth Protection guidelines must be strictly adhered to.

Adult Supervision

Two registered adult leaders 21 years of age or over are required at all Scouting activities, including meetings.

There must be a registered female adult leader 21 years of age or over in every unit serving females. A registered female adult leader 21 years of age or over must be present for any activity involving female youth. Notwithstanding the minimum leader requirements, age- and program-appropriate supervision must always be provided.

All adults accompanying a Scouting unit who are present at the activity for 72 total hours or more must be registered as leaders. The 72 hours need not be consecutive.

One-on-one contact between adult leaders and youth members is prohibited both inside and outside of Scouting.

Accommodations

Separate accommodations for adult males and females and youth males and females are required.

Tenting

Separate tenting arrangements must be provided for male and female adults as well as for male and female youth.

Youth sharing tents must be the same gender and no more than two years apart in age.

Youth and adults tent separately, including parent/child for SBSA Camp. Parents may tent with their child for Cub Scout camp.

Spouses may share tents.

There may be cases where a Troop and a Pack from the same town want to camp close together but not actually together. For example, a Pack would be in the Cub-designated Mad River campsite and their Troop at adjacent Bromley campsite. All placement decisions are made by the Camp Director and should be brought to our attention as soon as possible during the registration process.

Camp Program

Program Philosophy

It is the mission of the Green Mountain Council, Scouting America, to prepare young people to make moral and ethical choices over their lifetime by instilling in them the values found in the Scout Oath and Law, and providing opportunities for achievement, advancement, and leadership skills.

Summer Camp provides the place, the leadership, and the programs to achieve the aims of Scouting. Summer camp provides an organized setting for a Scout to learn and practice these skills. Under the unit's leadership and with camp staff support, Scouts enjoy and experience a wide range of activities.

The camp staff exists to serve your Pack and Troop and to help your Scouts get the best possible experience at camp. Keep in mind, however, that the staff supplements your Unit leadership -- it is not a substitute for it.

At the Green Mountain Council camps, we believe a good program reflects the needs, interests, and goals of the individual, den/patrol, and unit. We strive to achieve a good balance of advancement, outdoor skills, adventure, and learning activities to complement your year-round program.

Some “DOs on Camp

- DO set the tone that will give your unit real class. Insist on good manners, good fellowship, clean sportsmanship, clean fun, and a clean camp.
- **DO require patrols or dens to plan and carry out activities they plan.**
- DO have enough programs to keep everyone busy.
- DO allow for and suggest some things to be done with a pal or two.
- DO be sure there is personal achievement, advancement, and **FUN** in the program.
- DO keep in personal touch with what's going on in the unit.

More than anything else, DO have fun!

Some “DON'Ts” on Camp

- DON'T allow too much advancement to be planned by the individual Scout. Camping should be relaxing and fun, too.
- DON'T be alarmed if things happen that are not in the schedule. Some circumstances warrant changes in plans.
- DON'T judge the success of camp solely by advancement. Ask: did the Scout have fun?
- DON'T give Scouts a title and a camp leadership job and then do it all yourself.
- DON'T permit a camp violation or error in operation to persist or continue. Stop and show – correct the situation. A Scout camp is an outdoor classroom. Be kind but firm when necessary.

Cub Scout Program Overview

**Specific 2025 Program Information
will come out in a separate document
by early April 2025**

The Green Mountain Council Summer Camp Staff is ready to welcome Cub Scouts, their families, and leaders to Mt. Norris Scout Reservation for the 2025 Summer Camp season!

We are happy you are joining us and we look forward to creating many happy memories with our younger campers. While Scouts BSA will be in camp along with the Cub Scouts, each will have their own program and schedule.

Program Rotation

The main part of your day at camp will be spent rotating through our different program areas. By Sunday evening after check-in, when everyone's rosters have been finalized, your campsite will be broken into rank-based dens. These dens are the unit that will rotate through program areas together. This is done for a few reasons. The first is to manage the numbers of campers in each program area at one time. By keeping a den's size in the right spot, we maximize the quality of our classes and increase the hands-on time available to each camper to participate in activities such as with time at the Archery and BB Gun ranges. This allows the program content and teaching methods we use to be tailored to age-appropriate and rank specific targets. (Having an idea of the number of Cub Scouts in each rank before you arrive at camp is helpful to make sure we have the staffing needed to make our program memorable in a good way, especially for the range sports activities.)

Each program period is generally 45 minutes long, with a fifteen-minute passing time in between to travel from one area to the other. From Monday through Thursday there are three periods in the morning and three in the afternoon. Program Areas include BB Gun, Scoutcraft, Handicraft, Archery, Nature, Waterfront and a free period. Based on feedback from 2023 and 2024 Summer Camps, we continue to strengthen our goals in Handicraft. Medieval theme-based activities will be incorporated into program areas where possible.

While at camp, we will focus on scouting experiences and building friendships. While there may be components to our program that touch on advancement requirements, our focus is not on required adventures as these are important for dens to work on together during their regular program year. We will work to incorporate elective adventure requirements into our program whenever possible.

Evening Events

Opening Campfire

On Sunday evening the entire camp staff puts on a show to welcome you to camp and set the tone and atmosphere for the rest of your week with us. Songs, skits, stories and surprises are included. Fair warning leaders - audience participation is highly likely!

First Year Campfire

One evening all First-Year campers, scouts and leaders alike will be guided from their campsite to the ceremonial fire ring by members of the Order of the Arrow. A unique campfire program is held just for you, including camp lore and SBSA origin stories, and some of our favorite skits/songs reserved solely for this event. Most importantly your official welcome into the Green Mountain Council Camping family, a bond that will last a lifetime.

Bear Bags

Campers of Bear rank will gather at Scoutcraft for a special event just for them. The proceedings are a surprise, but I can say it will be instructional, fun, safe, and... bear-related.

Webelos Storytime

We all love a loud and boisterous campfire. One of the greatest joys of camp life is the sense of camaraderie that comes with laughing and singing around the embers with your friends. When you get to be an older, more seasoned camper, however, you are ready for the next step. The Webelos will have a (slightly) quieter, but equally enjoyable campfire. We tell you our favorite campfire stories, give you a try at our best riddles/games, let you in on camp legends and secrets only entrusted to older scouts, and teach you the all-important art of a properly made S'more.

AOL Cookout

This is an evening time extension of the AOL program. On Tuesday while the rest of us head to Dinner in the Dining Hall, the AOL Patrols will go instead to the Scoutcraft area. There they will get lessons from the masters in all aspects of outdoor cooking, and the chance to cook their own meal over the campfire.

Staff Visits

One special (yes, we said that!) evening during the week, the staff will come visit your campsite to share snacks and fellowship. This was an incredibly popular and looked-forward-to event in 2024.

Leader Cracker Barrel

While the staff are in your sites, leaders are welcome to come meet with the senior staff. A mid-week check in to talk about how your week is going and a few minutes of adult time to recharge you for the second half of camp.

AOL Campout

The famous AOL campout! One night our AOL Patrols and staff will head into the woods and spend the night in the wild at a special site all their own. A classic camp experience for our oldest campers.

Closing Campfire

On Sunday, your welcoming day to camp, the staff entertained you. Now with nearly a week of experiences under your belt it's your turn to entertain the rest of camp.

Camp Theme

Our Camp theme for 2025 is Medieval Times. It's a time of knights, dragons and castles. We will develop games and exercises around this theme and build in plenty of fun. Both Cub Scouts and Scouts BSA will take part in these festivities. Our Cub Scout Program Director has been hard at work creating activities and handicraft ideas that will remind you of this storied time. Picture each campsite being a castle and each Scout a knight in defense.

Special Days

Eagle Day

Cub Scouts are just beginning their journey to Eagle but it's never too late to learn about this lofty and impressive achievement. We will be having our Eagle Scout Recognition Day each week when there will be special exhibits and programs set up for the youth. Cub Leaders who are Eagle Scouts are encouraged to wear their neckerchiefs and join us for Color Guard.

OA Day

On OA day at camp, the flag ceremony will include a quick introduction to the Order of the Arrow to spark the Cub Scout imagination for the future. Adult Members of the order are encouraged to wear their sash throughout the day.

Tie-Dye and Silk-screening Days

During the week we will have a couple days – one where Cub Scouts can come and tie-dye a shirt. And another where they can either silk-screen the shirt they tie-dyed or silk-screen a different shirt. Shirts will need to be provided by the Cub Scout, and there are often some blank shirts available in the trading post for purchase.

Pack Projects

Just ask ... we've plenty of things to do around Camp!



Cub Scout Personal Packing List

This is a suggested list of equipment for an enjoyable stay at camp. It does get rather cool in the evenings and each Cub Scout should be prepared for this. Also, footlockers are recommended over duffel bags and packs, as they are easier to keep organized, can be locked, and may slide right under the bunks. It is a good idea to label items with your name and Pack number.

CLOTHING	USEFUL EQUIPMENT
Complete Scout Uniform	Sunglasses
Underwear & socks	Sunscreen
T-Shirts	Daypack
Hats (for sun and for warmth)	Utensils & Mess Kit
Long pants and Shorts	Water bottles
Beach Towel	Flashlight and extra batteries
**Swimwear (see note below)	Scout Handbook
Jacket / warm hoodie	Writing implements
Raingear	Compass
Tissues / handkerchief	Insect repellent
Shower shoes / extra sneakers	Camp Chair
Hiking boots / comfortable walking shoes	First Aid Kit
	Trading Post money
BEDDING & OTHER ITEMS	OPTIONAL EQUIPMENT
Sleeping bag or warm blankets	Camera
Foam or air pad for comfort	Sewing kit
Pillow	Fishing gear
Soap & Towel (for shower and swimming)	Stationery and Stamps
Toothbrush and toothpaste	

Note on Swimwear

Swimwear should be “comfortable, functional, and appropriate for the specific aquatic activity.” The activities that Scouts participate in at the Waterfront during summer camp require swimwear that will provide comfortable movement and that will remain reliably in place and not hamper movement. If there is any question or concern, please see the Camp Director.

Reference:

<https://filestore.scouting.org/filestore/se-packet/2022-04-04/Swimwear-Recommendations-For-Local-Councils-Final-03282022.pdf>



Scouts BSA



Youth Leadership Council

Scouting is a Youth Led; Youth Run organization. As such, it is important that each unit have a Senior Patrol Leader or other youth representative for camp. This youth leader will meet at various times during the week with the Program Director to share information and discuss any questions, concerns, or needs. Camp leadership is working to make your week in camp as fun and effective as possible, and the input of youth leadership is important to that end. This council will work on camp-wide program and activities, as well as the Friday closing campfire. Your troop youth leadership decides a significant part of the day-to-day program opportunities. They are strongly encouraged to bring new suggestions and ideas to the table.

First Class Adventure (FCA)

First Class Adventure is a program for FIRST YEAR SCOUTS and is designed to teach the skills necessary to complete the Tenderfoot, Second Class, and First-Class requirements. This is accomplished through a progression of skill training done in the First-Class Adventure training area.

The Scoutmaster can use the program two ways. The First-Class Adventure program will be held in two distinct time periods. A Scout cannot sign up for both time periods. There will be a morning and afternoon session offered. The skills will be taught at the scheduled times so there can be a progression of learning; however, if a Scout has the skills for Tenderfoot and Second Class, they can work on First Class skills any time during the week. The skills are taught to the Scouts, but it is up to the Troop Leaders' Council to test those skills. Of course, some of our schedule is weather-dependent, but we will try to adhere to the following schedule:

Monday we will practice how to raise, lower and fold the American flag. Each FCA Scout will get an opportunity to participate in a morning or evening flag ceremony before a meal.

Tuesday and Tuesday evening, there will be a campfire just for the FCA Scouts, and they will get a chance to sleep overnight in a tent that they help pitch.

Wednesday we do Totin' Chip and Firem'n Chit

Thursday the Aquatics requirements (Scouts WILL get wet).

Friday we do an optional 5-mile hike and climb up Mt. Norris. We leave early and provide a snack and should return in time for lunch. It is highly recommended that Scouts attend the 5-mile hike as several different requirements will be completed. However, it is a somewhat demanding hike and is not for those with more limited mobility or endurance. Our Staff will do their best to make it accessible for any Scout who wants to try. Scouters and older Scouts interested in helping with the hike are also invited to join.

Schedule

Summer camp is an opportunity for Scouts to work on advancement requirements that are often difficult to accomplish outside of camp, for Scouts at any stage of their Scouting trail. However, we hope their time at camp will not solely focus on earning merit badges but that time will be left for other activities and making new friends. A lot of good things happen at summer camp other than advancement.

Mt. Norris has a program schedule that fits in as much “fun with a purpose” as possible and at the same time provides flexibility enough to serve participants of various ages, experience, and skills. We are continuing to work on an efficient schedule that maximizes available program area time. We develop additional programming based, in part, on survey information from the previous summer.

Mornings start early at 6:30 am with the newly restructured Polar Bear (also called “Early Bird”) challenge. Each morning there will be a different program area to visit. The morning meal takes from 7:55 to 8:45. Then, from 9:00 a.m. until 12:15, there are two merit badge sessions of ninety-minutes each and with sufficient time built in to get to your next program area. Cub Scouts have Program Areas 1, 2 and 3 in the morning and 4, 5 and 6 in the afternoon. Lunch is from 12:00 to 12:30 for Cub Scouts and 12:30 to 1:00 for Scouts BSA. Siesta is from 1:00 to 2:00 and is designed to give the body and mind a break from the morning excitement and regenerate for afternoon activities.

Starting at 2:00 there is a merit badge period, lasting until 3:30. Afternoon activities begin around 3:45 and occur on Monday through Thursday. Friday afternoons feature Camp-wide games and Norris Cup Tournament activities. For Cub Scouts, open periods are from 4:45-5:30. For Scouts BSA, afternoon periods are available to revisit areas where skills can be strengthened, fun can be maximized and additional merit badge requirements can be fulfilled. Evenings, from 7:00 p.m. until 9:00 p.m., will have multiple activities of varying duration depending on the weekday and the activity.

Morning Schedule (Cub Scouts and Scouts BSA)

	Sunday		Monday		Tuesday		Wednesday		Thursday		Friday		Saturday			
	SBSA	Cubs	SBSA	Cubs	SBSA	Cubs	SBSA	Cubs	SBSA	Cubs	SBSA	Cubs	SBSA			
6:30-7:00			Waterfront	Handicraft	E-Con	T & RA	Bouldering	Waterfront	Tomahawk Throwing	Nature	In-Site Breakfast		Waterfront	Troop Time & Departure		
7:00-7:30	Weeks 1-4 Combined Schedule		Daily Prep	Daily Prep	Daily Prep	Daily Prep	Daily Prep	Daily Prep	Daily Prep	Daily Prep			Daily Prep		Daily Prep	Daily Prep
7:30-7:45			Flags	Flags	Flags	Flags	Flags	Flags	Flags	Flags			Flags		Flags	
7:45-7:55			Breakfast													
7:55-8:45																
8:45-9:00			En Route to Class or Activity	En Route to Class or Activity	En Route to Class or Activity	En Route to Class or Activity	En Route to Class or Activity	En Route to Class or Activity	En Route to Class or Activity	En Route to Class or Activity	En Route to Class or Activity	Mt. Norris Hike Prep	En Route to Class or Activity	Troop Time & Departure		
9:00-9:45			Block 1 MB Classes	Program 1	Block 1 MB Classes	Program 1	Block 1 MB Classes	Program 1	Block 1 MB Classes	Program 1	Block 1 MB Classes	Program 1	Mt. Norris Hike & MB Make-up	Camp Wide Games & Cub Medieval Tourney		
9:45-10:00	Staff Return NLT			Enroute		Enroute		Enroute		Enroute					Enroute	Enroute
10:00-10:30	Camp Set-up & Cleaning Requirements		Block 2 MB Classes	Program 2	Block 2 MB Classes	Program 2	Block 2 MB Classes	Program 2	Block 2 MB Classes	Program 2	Block 2 MB Classes	Program 2	Field Sports & Open Areas	Open Areas		
10:30-10:45				Enroute		Enroute		Enroute		Enroute					Enroute	Enroute
10:45-11:00			Block 2 MB Classes	Enroute	Block 2 MB Classes	Enroute	Block 2 MB Classes	Enroute	Block 2 MB Classes	Enroute	Block 2 MB Classes	Enroute	Block 2 MB Classes	Program 3	Open Areas	
11:00-11:30				Enroute		Enroute		Enroute		Enroute		Enroute				Enroute
11:30-11:45			Block 2 MB Classes	Enroute	Block 2 MB Classes	Enroute	Block 2 MB Classes	Enroute	Block 2 MB Classes	Enroute	Block 2 MB Classes	Enroute	Block 2 MB Classes	Program 3	Open Areas	
11:45-12:00				Enroute		Enroute		Enroute		Enroute		Enroute				Enroute
12:00-12:15			Block 2 MB Classes	Lunch	Block 2 MB Classes	Lunch	Block 2 MB Classes	Lunch	Block 2 MB Classes	Lunch	Block 2 MB Classes	Lunch	Block 2 MB Classes	Program 3	Open Areas	
12:00-12:30				Enroute		Enroute		Enroute		Enroute		Enroute				Enroute
12:30-1:00			Lunch	In Sites	Lunch	In Sites	Lunch	In Sites	Lunch	In Sites	Lunch	In Sites	En Route	En Route		

Afternoon Schedule (Cub Scouts and Scouts BSA)

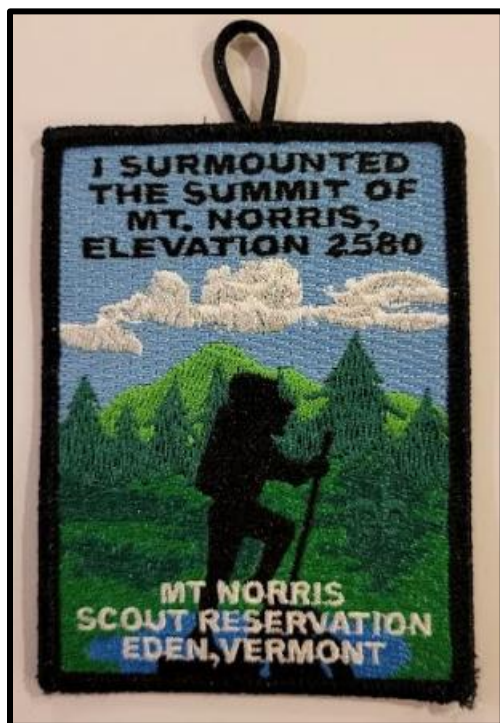
	Sunday	Monday	Tuesday	Wednesday	Thursday	Friday	Saturday				
1:00-2:00	Site Guides at Sites		Siesta				Family BBQ	Staff Activities			
2:00-2:30	Troops arrive in sites; Medical Checks; Swim Tests	Packs arrive in sites; Medical Checks; Swim Tests	Block 3 MB Classes	Program 4	Block 3 MB Classes	Program 4	Block 3 MB Classes		Program 4	Closing Ceremony	
2:30-2:45			Enroute	Enroute	Enroute	Enroute	Enroute		Enroute		
2:45-3:00			Free Shoot Free Swim Toten' Chip	Firemen Chip	Program 5	Program 5	Program 5		Program 5	Program 5	Camp-wide Games & Medieval Tourney
3:00-3:30					Enroute	Enroute	Enroute		Enroute	Enroute	
3:30-3:45			Free Shoot Free Swim Toten' Chip	Firemen Chip	Program 6	Program 6	Program 6		Program 6	Program 6	
3:45-4:00					Enroute	Enroute	Enroute		Enroute	Enroute	
4:00-4:45			Free Shoot Free Swim Toten' Chip	Firemen Chip	Open Areas	Open Areas	Open Areas		Open Areas	Open Areas	
4:45-5:00					Enroute	Enroute	Enroute		Enroute	Enroute	
5:00-5:30			Enroute	Enroute	Enroute	Enroute	Enroute		Enroute	Enroute	
5:30-5:45			Flags								
5:45-6:00			Dinner		AoL Cookout	Dinner			In-Site Cooking	Pizza Party	
6:00-7:00											

Evening Schedule (Cub Scouts and Scouts BSA)

	Sunday	Monday	Tuesday	Wednesday	Thursday	Friday	Saturday				
7:00-7:30	Leader's Meeting	Evening Cruise (7:00-7:45)	First Year Campfire	Crate Climbing Challenge & Staff Hunt	Game Night & Karaoke	Vespers	In-Site Cooking	Pizza Dinner			
7:30-7:45		Staff Visits (7:30-8:15)	FCA Campout	LDRs Mtg	Bathroom Conversation			Webelos Storytime & AoL Campout	Troop Activities & Scavenger Hunt Wrap-up	Cub Scout Closing Campfire	Scout Time
7:45-8:00		Karaoke				Staff Visits	Karaoke (Cont.)				Vermontopoly
8:00-8:15	Campfire Program	Karaoke	Staff Visits	FCA Campout	LDRs Mtg	Bathroom Conversation	Webelos Storytime & AoL Campout	Troop Activities & Scavenger Hunt Wrap-up	Cub Scout Closing Campfire		
8:15-8:30										Personal Hygiene	Taps and Lights Out
8:30-9:00											
9:00-9:30											
9:30-10:00											
10:00											

Evening and Outpost Activities

If there is interest and the leadership is available, outpost camping can be arranged. Starting Tuesday evening, Scouts may sign up for an outpost adventure. These adventures will not interfere with the normal daily schedule. Scouts will leave camp before dinner and head to a campsite “somewhere” on Mt. Norris property. Scouts will be given a GPS and a waypoint. They must navigate to the designated campsite. They will prepare their dinner, enjoy a night in the woods camping out, have breakfast in the morning, and then return to camp before the daily activities start. In order to schedule an overnight, please see the Program Director as early as possible during the week.



Earn this cool patch when you successfully hike to the top of Mt. Norris!

Each Scout or Scouter that climbs Mt Norris, will receive a special patch as a thank you for joining in on the adventure

Flag ceremonies will take place before morning program and before dinner. Throughout the week, we will schedule activities that strengthen the patrol method, such as competitions to enhance team building and to strengthen the bond between Scout Troops from around the state and the region.

Evening activities

A variety of activities will be planned for after each dinner. These may include but are not limited to:

- **Sunset Cruise on Lake Eden:** Sign-up as an individual or Troop. Enjoy the evening canoeing or kayaking around the shore of Lake Eden. These cruises are available to both Scouts and Scouters, provided they have passed a Swimmer's test.
- **Game Night:** Join your friends old and new to enjoy a variety of games. Bring your own or grab one from the camp supply. The dining hall will be the center of activity for this fun evening.
- **Karaoke:** Kept on the schedule by popular demand! SBSA is on Monday night and Cub Scouts have the same activity on Tuesday evening.
- **Ice Cream Social:** This popular activity last year was fun and delicious. Walk back from Wednesday evening's Vespers and to this great congregation at the dining hall.
- **Staff Visits and Staff Hunt:** Staff Visits are a fun and engaging activity on Monday nights while Staff Hunt is on Tuesday Night. Come find your favorite staff member who is doing their best to stay hidden.
- **Vermontopoly:** This new activity is focused on a "Monopoly-type" game with Vermont-themed properties and strategies.
- **Leader Activities:** There are new challenges in the works – more details to come!

Daily Activities include: Polar Bear, Silk Screening/Tie Dye, Open Swim, Open Climb and Open Shooting

Activities Each Week Include: Totin' Chip, Tomahawk Throw, and *Let's Go Fishing* and *Medieval Times* programming.

Ever seen a knight in a Hawaiian shirt? Yeah, us neither. Bring your Hawaiian shirt and join in on this Tuesday fun.

Merit Badges

Selecting Merit Badges

A Scout is at camp to have fun, not to be frustrated with incomplete merit badges. Camp is about each scout having fun, learning leadership skills, advancing in rank and learning new skills. Please make sure the Scouts and leaders keep this in mind as they choose MBs.

Selecting merit badges depends on a variety of factors: the Scout’s age, abilities, and the Troop’s year-round program. Troops should complete a review of individual Scout advancement desires and needs by late April. **The 2025 Merit Badge Guide will be available in early March, 2025.** Troops should use this guide to discuss the degree of difficulty of each merit badge and the review the prerequisite requirements to be completed at home.

We constantly review our Merit Badge offerings and complete a curriculum review prior to Summer Camp. The MNSR adheres to a National Camp Accreditation Program best practice by rotating different merit badges. We started this process in 2024. In this program, one or two merit badges, per program area, are “rested” for a year or rotated with new offerings. For example, in 2024 we began offering *Chemistry* Merit Badge instead of *Oceanography* Merit Badge. Rotating Merit Badges on a yearly basis allows us to best utilize our staffing resources and create additional offerings. We want to do fewer merit badges well, not a lot of merit badges poorly. If you have not been to MNSR in over two years, you should notice the significant addition of new merit badges.

The 2025 Merit Badge Merit Badge Guide will feature color bands depicting three different merit badge availability descriptions.



Green describes those “core” merit badges available each year at the MNSR. Examples include *Rifle, Archery, Camping, Cooking and Swimming* Merit Badges



Yellow describes specialty merit badge week offerings. Examples include *Citizenship in the Community, Search & Rescue, Watersports and Motorboating* merit badges.



Red describes those merit badges offered “By-chance” because the counselor is available at camp at a special time and with a special topic expertise. For example, *Fly Fishing* and *Chemistry* merit badges are offered this summer, all four weeks, because the counselors agreed to be available two days each week. All “By-chance” merit badges for 2025 will not be finalized until late-May. However, those merit badges shown in the Merit Badge Guide in its initial version are finalized and available for choosing when the portal opens on May 1st.

“The code of the knight is still the code of the gentleman today.”

- Lord Robert Stephenson Smyth Baden-Powell

Merit Badge Prerequisites

The staff at Mt Norris takes pride in the fact that every skill needed for a badge at camp is truly mastered. No merit badge requirements can be waived to make up for the fact that it cannot be completed in a camp situation. Every skill must be met for the merit badge to be earned, including those requirements that cannot be done at camp.

It is recommended that Scouts complete any requirements that they can before arriving at camp, particularly requirements that require extensive writing, extended record keeping, visits to specific events or places, etc. Scouts should bring their work or proof of their work to camp. Only in a few circumstances should unit leaders expect Scouts to complete written reports, letters, etc. while at camp. Please advise your Scouts that these need to be completed and brought to camp for submission to the appropriate merit badge counselor.

Scouts should familiarize themselves with the requirements for the merit badges they sign up for and complete prerequisites before coming to camp. Just because a merit badge does not have prerequisites listed below does not mean there might not be written work, research, or requirements that could be completed at home or with their unit more easily than at camp. For example, many badges require the Scout to research jobs in the field related to the merit badge. While this *can* be completed at camp, it would be better to complete requirements like this beforehand.

Focused Themed Weeks for 2025

Week One, or "Eagle Week," will feature merit badge opportunities required for Eagle advancement. Anticipated merit badge offerings include: *Citizenship in the Community, Citizenship in the Nation, Citizenship in the World, Citizenship in Society, Communications, First Aid, Swimming, Lifeguarding, E-Prep, Camping, Cooking and Family Life.*

Week Two, or "'Heroes Among Us' Week," will feature merit badge opportunities based on those who keep us safe or free. Anticipated merit badge offerings include *Search & Rescue, Fire Safety, Crime Prevention, Disabilities Awareness, Healthcare Professionals and Traffic Safety.* The Vermont National Guard and the State Hazmat Team will visit MNSR this week.

Week Three, or "Splash Aquatics Week," will feature our normal Aquatics merit badge offerings and welcome the return of the **Motorboating** and **Watersports** Merit Badges. (Scouts wanting to complete Motorboating MB must pass the Vermont boat license requirement BEFORE summer camp.) Come and have a wet and wild experience in beautiful Lake Eden!

Week Four, or "Conservation Week," will feature merit badge that help protect our resources. Anticipated Merit Badge offerings include *Fish & Wildlife Management* and *Soil & Water Conservation.* Help us with Troop Service projects in mitigating erosion on our three interpretive trails. Take our new **Leave No Trace Challenge Hike** with points counted for the Norris Cup.

Scouts BSA Personal Equipment List

This is a suggested list of equipment for an enjoyable stay at camp. It does get rather cool in the evenings and each Scout should be prepared for this. Footlockers are recommended over duffel bags and packs, as they are easier to keep organized, can be locked, and may slide right under the bunks. It is a good idea to label items with your name and troop number.

CLOTHING	USEFUL EQUIPMENT
Complete Scout Uniform	Sunglasses
Underwear & socks	Sunscreen
T-Shirts	Daypack
Hats (for sun and for warmth)	Utensils & Mess Kit
Long pants and Shorts	Water bottles
Beach Towel	Flashlight and extra batteries
**Swimwear (see note below)	Scout Handbook
Jacket / warm hoodie	Writing implements
Raingear	Compass
Tissues / handkerchief	Insect repellent
Shower shoes / extra sneakers	Camp Chair
Hiking boots	First Aid Kit
	Trading Post money
BEDDING & OTHER ITEMS	OPTIONAL EQUIPMENT
Sleeping bag or warm blankets	Camera
Foam or air pad for comfort	Sewing kit
Pillow	Fishing gear
Soap & Towel (for shower and swimming)	Stationary and Stamps
Toothbrush and toothpaste	Bible / prayer book

*See note on the bottom of page 26.

Prohibited Items Included

The Camp Leadership reserves the right to confiscate and prohibit items from either campers or adults. These items include:

- | | | | |
|--|------------|---------------------|------------|
| Fireworks | Pets | Alcohol / Marijuana | Firearms |
| Archery equipment | Ammunition | Illegal Drugs | Chain Saws |
| Knives with blades over 3 1/2" or fixed blades | | | |

Special Awards

There are various awards available from the BSA that are not often mentioned as a part of advancement, but are easily attainable by most scouts during their time in Scouting and with a little additional planning. It is possible you have earned some of these awards without even knowing you completed all the requirements. Particularly, older scouts who have completed First Class and are looking for new activities and merit badges to take may be interested in undertaking some of these awards, many of which one can make progress towards while at camp. A selection of these awards with relevant Merit Badges offered at camp are listed below. Ask your leaders or check the complete requirements on Scouting.org and see if you are interested in working on any of these.




National Outdoor Award

If you have attended Philmont or another High Adventure base, you have probably already earned the Hiking section of this award. If you have completed Cooking, First Aid, and Pioneering merit badge, and been to camp for at least two years, you have probably completed the Camping **strip** for this award. Strides towards the Conservation and Aquatics sections of the award can also be made here at camp. **The Program Director has additional information on what specific merit badges are needed for the Conservation and Aquatics strips.**



World Conservation Award

This award can be completed by earning the following badges: *Environmental Science or Sustainability, Soil & Water Conservation or Fish & Wildlife Management, and Citizenship in the World*, as well as completing 3 hours of conservation work. Two of these Merit Badge requirements, as well as a conservation project, can be completed during your time at camp.



Complete Angler

and requires a Scout to earn *Fishing, Fly-Fishing and Fish & Wildlife Merit Badges*. A Scout must also complete at least one of the following requirements: (a) Teach a *Fishing or Fly-Fishing* merit badge skill to your Troop or Crew as part of a unit program activity. (b) Help instruct Cub Scouts on fishing skills or fishery management as part of a Cub Scout meeting or outing. (c) Participate in a local fishing derby or tournament, either a Scouting or community event. (d) Complete a conservation project that will benefit a local fishery.

Conservation Projects

Each troop is encouraged to participate in a conservation project at camp. A list of conservation projects has been compiled according to the Camp Conservation Plan. Please seek out the camp commissioner or Camp Ranger for a project. Projects include erosion control, stream bank improvement, forestry, perimeter trail development, and wildlife habitat enhancement. Please receive approval for all site improvements from the Camp Commissioner or Ranger before beginning any project(s).

Like last year, the Mt. Norris Scout Reservation will be assisting the greater Lake Eden community by assisting in removal of invasive species in the water surrounding our camp and attending information workshops. This is an important mission, not only to keep our beautiful lake healthy but to be good neighbors to the surrounding residents and communities. If you have Scouts who are willing to assist in this challenging and worthy work, please let the Camp Director know.

Leader's Program

In general, most activities available to Scouts are available to leaders as well. Adults are eligible to earn the Mile Swim and Polar Bear patch. In addition, some adult leader trainings will be available; such as Safe Swim Defense, Safety Afloat, Introduction to ILST, Wilderness First Aid and others. *New for 2025: "The #10 Camp" Adult Cooking Class with Russ Baker. (\$10.00 fee and class size limited to 8.)*

Assistant Ranger's Award

New and improved and worth your time!! The former *Scoutmaster's Merit Badge* is now known as the *Assistant Ranger's Award*. This special recognition is only available to adult leaders that attend resident camp. The purpose of this program is three-fold: First, we realize that there are troops that come to camp with many leaders. Second, many of these leaders may have spare time during camp and are always up for the challenge to "do a good turn daily." Finally, as the staff at Mt. Norris may fluctuate each week, some areas may need another helping hand depending on camp numbers.

To receive this award, there are requirements similar to Boy Scout merit badges. Completed requirements need to be kept track of and signed off by the appropriate staff member. These signed sheets should be handed in to the Program Director by Friday morning. Adult leaders that take part in this program will receive their award at the closing ceremony on Friday.

Farthest Distance to Camp Award

A guidon streamer will be presented to the In-State and Out-of-State Troop and Pack that travelled the greatest distance to camp.

Camp Attendance Streamer

Given to the Pack and Troop with the greatest camp attendance to rechartered percentage.

Introduction of the Norris Cup

The Norris Cup is intended as a point-based award designed as generational recognition. Administered by the Camp Commissioner, it will be used to recognize superior Troops, regardless of size. The full scope of this new award, as well as criteria, will be detailed in a May 2025 addendum to this *Camp Guide*.



The Order of the Arrow (OA) is an honor society for Scouts elected by their peers because of demonstrated leadership and camping ability. There are representatives of the Brotherhood in camp. They are available to talk to you and your Scouts about the Order of the Arrow. The Order of the Arrow service project will occur on Wednesdays during Siesta. On Wednesday night the OA hosts a cracker barrel. Members of the OA who have been an Ordeal member for at least 10 months may complete their Brotherhood conversion in camp on Wednesday night. Ask the OA Camp Chief for more information and to sign up.

Troop Equipment Lists

Available from the Quartermaster

Toilet Paper	Latrine cleaning supplies
Binder twine (for campsite improvements)	
Dutch Ovens (limited quantities)	
Bow Saws	Rakes & Shovels

Just ask! We want to help.

Already in each Campsite

Two-person canvas-walled tents on a wood platform	Dining Fly or Pavilion
Multi-spigot washstand (cold water)	Bulletin Board
Campfire Area	Shovel and Rake
Cots	Picnic Table(s)
Latrine	Flagpole
Water hose	Scrub brush

Suggested Troop Equipment to Bring

United States Flag	Troop Flag
First Aid Kit	Lantern (battery)
Saws & Axes	Dutch/Reflector Oven
Spices	Leader's Guide
Percolating Coffee Pot	Stew Pot
Merit Badge Book Library	Cooking Utensils
Tents (if exceeding campsite capacity or preferred to canvas/lean-to)	

Troop Leader Recommendations to Bring

- Recipes and supplies for Scoutmaster Cook-off
- Alarm Clock (Wind-up or battery)
- Portable Lawn Chair Lantern Clipboard
- Thumb Tacks Troop Checkbook
- Medical forms, (copies for all)
- Camp Payment receipts
- Troop Insurance Information (Out-of-Council units)
- Pre-Camp Planning Paperwork
- Vacation phone numbers of any parent/spouse who will be away during camp

Planning brings a good camp experience!

Human Foosball Game! Maybe?



It is our intent to build a Human Foosball Pit in time for Summer Camp 2025. There are significant construction costs and we are looking for donations. There are fourteen plywood panels needed for the pit and we are asking individuals, Packs and Troops to sponsor a panel. Packs and Troops sponsoring a panel can decorate the inside-facing side with their own artwork. Each panel (1 pressure-treated bottom 2' x 4', two additional 2' x 4s', one 4' x 8' OSB sheet and hardware) is approximately \$65.00. The first three panels are already covered by an anonymous donor. Please contact Camp Director Randy Gates at 802-373-3340 if you would like to donate.

Check out the construction of this fun feature by going to:

https://www.youtube.com/watch?v=ErYQ_xs2n7s&t=5s

Off-Camp Excursions


Our end-of-camp surveys show a consistent need for older Scout Programming. We pay close attention to these requests and develop programming within the budget constraints that we operate under. *Having more Scouts in camp gives us the flexibility to hire additional staff and supervise the programming we have designed.* One way to address these requests is to focus on a series of “Off-Camp Excursions.” These day trips away from MNSR require additional troop leadership. The six excursions detailed below are fun trips and make Troops aware of attractions in northern Lamoille County and all of Orleans County. The kitchen staff can help organize meals for each excursion. We have information sheets for each of these excursions including driving directions.

Excursion Trip #1: Big Falls in Troy, Vermont **1382 River Road, North Troy, Vermont 05859** **(44°97315, - 72.38536)**

Big Falls State Park (also known as Missisquoi State Park) is located on the Missisquoi River, with 2,400 feet of frontage on both sides of the river. The property was donated to the State of Vermont by Citizens Utilities Company in 1996. The area is popular for swimming and fishing.

Although the Vermont River Conservancy and other outdoor websites say there is an ideal swimming hole below the falls, Scouts CANNOT swim during this event.

This site includes the largest undammed cascade and gorge remaining on a major Vermont River. The area also includes big old Hemlock and White Pine trees. The Plant life in this natural area is diverse and includes several uncommon species.



Excursion Trip #2: Lamoille Valley Rail Trail **Parking Lot at end of Still Road in Johnson;** **(44.632529, -72.90300)**

At 93 miles long, the Lamoille Valley Rail Trail is the longest rail trail in New England and connects 18 towns from St. Johnsbury to Swanton. The LVRT is a four-season, multi-purpose recreation and transportation corridor for walking, hiking, cycling, horseback riding, snowshoeing, cross-country skiing, dogsledding, and snowmobiling.

The LVRT provides important connections between recreational trails in Vermont and Canada including more regional trail systems like the VAST snowmobile trail network, Long Trail, Catamount Trail and Velomont.

Wherever you go on the LVRT, 93 miles of smooth gravel await you. These peaceful ribbons connect to Vermont in both simple and powerful ways.



**Excursion # 3: Belvidere Mountain on the
Long Trail, North
Parking at Long Trail State Forest, Route 118
at Eden's Crossing
(44.76393, -72.58785)**



Belvidere Mountain, prominent in the northern Vermont skyline, provides a great mountain hike to a fire tower maintained by the Green Mountain Club at the summit. From the tower, the Green Mountains are visible south to Camel's Hump. Big Jay and Jay Peak are prominent to the north. To the right stands Owl's Head and other mountains in Quebec near Lake Memphremagog. On a clear day, the White Mountains of New Hampshire are visible to the east.

The climb to the summit of Belvidere Mountain, via the Long Trail, is a 2.8-mile hike that takes about 4.5 hours for a round-trip excursion.

The hike to the summit and back would fulfill the 5-mile advancement requirement for Second Class (3b).

**Excursion #4: "Devil's Gulch" on the
Long Trail, South**

**Parking at Long Trail State Forest, Route 118 at
Eden's Crossing
(44.76393, -72.58785)**

Considered by many to be a moderately challenging route, this 4.1-mile hike takes a little over two hours to complete. (Scouts will want to plan for additional exploration time.)

The trip to Devil's Gulch can be enjoyed by making a loop hike via the Babcock Trail. From the parking lot, follow the Long Trail south (white 2" x 6" rectangular markers) and return via the Babcock Trail (blue rectangular markers).

From the *Stowe Today* newspaper: "Devil's Gulch is a big, beautiful, spooky gash in the earth between the peaks of Belvidere and Laraway Mountains. It is a geological feature known as a defile, which could be described as a place where the earth abruptly burped a bit, tossing up jagged boulders and dropping them back below the surface in a labyrinthine jumble."



**Excursion #5: Hitchcock Museum and Library,
Westfield, VT
1252 Vermont Route 100, Westfield, VT 05874
(44.88774, -72.42915)**

The Hitchcock Museum and Library contains a wonderful collection of animals, butterflies, birds, corals, minerals, rocks and items of historic interest, donated by citizens over the last 100 years. Many animals and animal heads are from Africa as well as the local area. The collection of American flags includes the Thirteen Star American Revolution period flag, an 1818 flag and the 48-Star flag. To round out the museum collection, the original books have been preserved in a historical collection that includes many rare and unusual books 100 years old or more.

Tuesday: 10:00 a.m. -3:00 p.m.
Thursday: 1:00 p.m. to 6:00 p.m.
Sunday: 11:00 a.m. to 3:00 p.m.



**Excursion #6: Haskell Free Library & Opera
House, Derby Line, Vermont
93 Caswell Ave, Derby Line, VT 05830
(45.02675, -72.09479)**

The Haskell Free Public Library and Opera House (French: *Bibliothèque et salle d'opéra Haskell*), is a Victorian building that straddles the Canada-United States in Stanstead, Quebec and Derby Line, Vermont. The Opera House opened on June 7, 1904, having deliberately been built on the international border. It was declared a heritage building by both countries in the 1970s and 1980s.

The library has two different addresses: 93 Caswell Avenue in Derby Line and 1 rue Church, Stanstead, Quebec.

Tuesday-Friday 10:00 a.m. to 5:00 p.m.
Saturday 10:00: a.m. to 4:00 p.m.
Closed on Sunday and Monday



International Boundary Line

Early Release

In signing this request for release, the BSA, the Green Mountain Council, the troop leaders and the Scout's parents or guardians mutually acknowledge that there will be no refund of the camp fee; and that the BSA or its representatives shall not be liable for any loss or injury to the Scout's person or property. The request is made by (parents' or guardians' signature required except as noted for emergency departure requests)

Parent or guardian signature(s) _____
Address _____
Telephone # (H) _____ (W) _____ Request made (date & time) _____
Unit Leader's signature of approval _____

On-Site Release

Before leaving camp, Scout must check-out with their unit Leader and the Camp Headquarters.

Approvals

Signed: _____ Unit Leader, Unit # _____ Date: _____

Signed: _____ Camp Headquarters, Date: _____

Keep the original for use at time of release. Give parents a photocopy.

Alternate Camp Experiences

Mount Norris Scout Reservation has an additional program outside the four weeks of Summer Camp. Frontiers Camp which is an 8-day, 7-night themed experience. This year the camp runs from June 21st through the 28th. Go to <https://www.scoutingvermont.org/frontiers-camp.html> for camp fee and additional information.


Frontiers Camp

Frontiers Camp is a unique and very popular BSA resident summer camp experience. Here, campers are immersed in the activities of American Frontiersmen of the mid-1800s. This 8 day and 7 night theme-based camp is a one of a kind adventure experience which promotes the values of the Scout Oath and Law while including frontier skills and a rendezvous lifestyle. The Frontiers Camp program includes four different programs based on years of attendance. Programs include merit badges, Vermont hunter safety programs, rifle, bow, trapper programs, Let's Go Fishing, BSA rank advancement, frontiersman projects, traditional BSA skills, history and stories, historically accurate rendezvous contests of physical skill, numerous craft projects, active games, fun campfires, great meals, and much more.



Mt. Norris Scout Reservation Alumni Association, Inc. (MNSRAA)

MNSRAA has raised and invested over \$180,000.00 into MNSR since 2004



Just a few visible Alumni Association projects over the past several years include:

- Built Bunk Bed Guardrails to be in compliance with NCAP Facility Standard (FA) 717
- Refurbished the Scoutcraft Building (see above)
- Completed the building and staining of a new fishing equipment shed
- Purchased a new metal T-shaped fishing dock
- Built a new Scouts BSA Archery Range structure
- Repaired and repainted three Staff Village cabins
- Secured \$20,000 Friend of Scouting donation to build new 16' x 20' all-season staff cabin
- Refurbished the inside rooms of the Handicraft Building
- Reopened of two dormant campsites-Okemo and Mad River
- Built new Campfire seating and wood shed
- Converted asphalt-shingled roofing to metal roofing at the Belvidere and Mt. Mansfield latrines; at the Mt. Mansfield Cookshack; at the Mt. Ellen Cookshack; at the Shotgun Range shelter; at the Handicraft Building and the WinterTrek woodshed.
- Built new Shotgun and Archery Range storage sheds
- Built new Scoutcraft fire pits and axe yard
- Built new Axe yards at First Class Adventure
- Purchased a new Ice machine, stoves, freezers and refrigerators for the Dining Hall Kitchen
- Purchase new tents and cots on an annual replacement timetable

Established as a 501 © (3) volunteer organization in 2004, the Statement of Purpose is to “support the Green Mountain Council in developing and sustaining Mt. Norris Scout Reservation as a premier, four-season camp to the benefit of all Scouts and adult leaders.” Can you help us meet one or more of our 2024 objectives?



Mt. Norris Scout Reservation Alumni Association, Inc.

113 Center Road, Essex Junction, VT 05452

mtnorrisalumni@gmail.com

<http://mtnorrisalumni.weebly.com>

*Bylaws, Article V, Section 5.1 Members: Any person who supports the purpose of the [alumni association] may become a member and shall be entitled to all benefits of membership, subject to responsibilities of membership, as established by the Board of Directors. **Make checks payable to MNSRAA.** All donations are tax deductible. Less than \$5 of your dues goes to administrative and promotional expenses. One hundred percent of all donations go to fund camp improvement and maintenance projects. Your involvement and volunteer labor is of great value as well.*

Membership Application

Applicant Information

Full Name: _____ Date: _____
 Last First M.I.

Address: _____
 Street Address Apartment/Unit #

City State ZIP Code

Phone: _____ Email _____

- I would like to become a member. Enclosed please find my annual dues for \$25.00
- Enclosed is an additional *unrestricted* donation: \$ _____
- Enclosed is an additional *restricted* donation for: _____ :\$ _____

Total Enclosed: \$ _____

Scouting History (optional)

___ Cub Scout ___ Webelos ___ Boy Scout ___ Explorer ___ Venture ___ Adult Leader

Troop affiliation (if applicable): _____

Summer Camp Employment

Are you bored and looking for something to do this summer? Do you like working with other Scouts teaching new skills? Maybe a job at Mt Norris, is what you are looking for. If you like a high-energy, fast-paced week full of fun, here is a link to our summer camp application. Scouts age 16 and older can enjoy a fun paying job for the summer.

Link: https://forms.office.com/pages/responsepage.aspx?id=oAiQ_UZ4iUmkxXfPrT9-TrARcXn3YoZGjvt1rjraF_FURTIFRE1GWFlyMEhMWFFDVzBTNTFQRzBNVsqIQCN0PWcu&route=shorturl

What's that? You're not 16 yet? How about a Counselor in Training (CIT) job? See the description below. You can use the same application.

Counselor in Training (CIT) Program

The Counselor-in-Training Program is for Scouts who are 14 (supporting the Cub Scout Program) or 15 (supporting the SBSA program) years of age by June 1st. Scouts interested in participating in the program should submit a staff application to the Camp Director. The program is geared to recruit potential staff members and expose them to the many facets of the summer camp program while preparing them for positions as staff members. The training syllabus is developed to teach them the various skills needed to be a successful staff member. Part of the training involves working alongside the program staff in their assigned areas. Time is allotted for work on merit badges.

The program runs over a single week period. Scouts who successfully complete the Counselor-In-Training program may be invited to return for a 2nd week. At the end of the period, an evaluation of the CIT will be conducted to determine their qualification for future work at camp as a staff member.



Wait until you see what we have cooking for next summer! It is never too early to plan for 2026.