



Green Mountain Council Boy Scouts of America

This project was originally brainstormed by the Green Mountain Council committee planning the Scouting Centennial Celebration for use as an inexpensive recruiting tool by Professional Scouters and for use at School Night for Scouting and similar functions.

At the end are several patterns you can print or photocopy onto paper (colored or not) to use in your particular activity. Various Cub Scouting designs are included as well as a blank. The intent was to have prospective Cub Scouts color the kites, fly them, then take them home. Feel free to add your particular contact information or School Night reminder to these designs before you photocopy them. If you are interested in other kite activities, there are many websites devoted to use of kites in classrooms which are appropriate for Scouting, and also make a great hands-on project for science related activities. (ie. Webelos Scientist Activity Badge!)

Make sure to photocopy the designs in the middle of your paper or it won't fold or fly correctly.

Big Wind Kite Factory, Moloka'i, Hawai'i presents

20 Kids * 20 Kites * 20 Minutes

Reprinted with permission from Big Wind Kite Factory's website: <http://www.bigwindkites.com/>

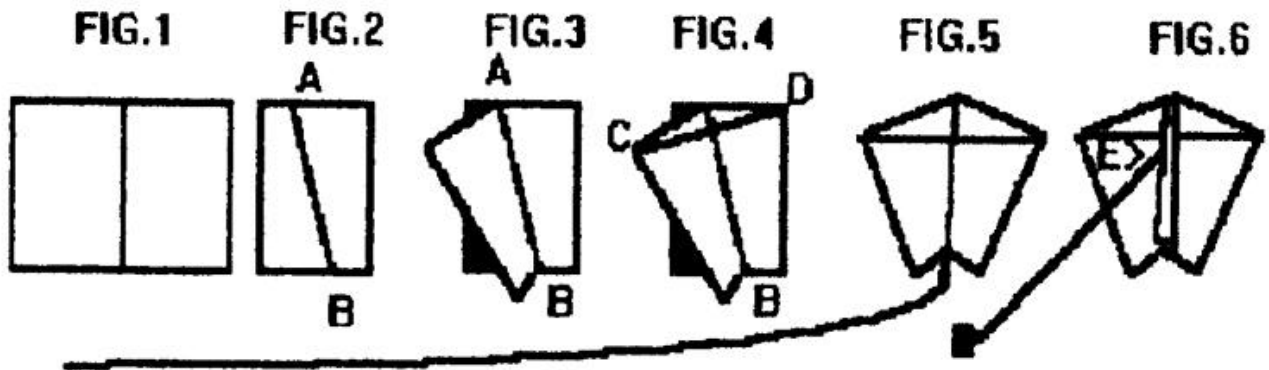
Material list:

- 20 sheets of brightly colored 8 1/2" x 11" multipurpose printing paper. 20Lb. Bond is good.
- 20 8" bamboo bar-b-que shishkabab sticks. Plastic coffee stirrers work too.
- 1 roll of florescent surveyor's flagging plastic tape. Available at any hardware store. (Yellow or Blue for Cub Scouts) A plastic bag cut in a 1" wide spiral all around will also make a great tail.
- 1 roll 1/2" wide masking tape or any type of plastic tape.
- 1 roll of string. (At least 200', 6 to 10 feet for each child.)
- 20 pieces of 1"x 3" cardboard on which to wind the string.
- Scissors.
- Hole punch. (optional)

For over 25 years the Big Wind Kite Factory has been giving kite making classes for the children on the island of Moloka'i in Hawai'i. These are the complete time tested instructions to get 20 kids making their own kites and flying them in 20 minutes.

Directions:

1. Fold a sheet of 8 1/2" x 11" paper in half to 8 1/2" x 5 1/2".
2. Fold again along the diagonal line A in Fig.2. This diagonal line can be determined by making a mark at the top 1/2 inch from the fold and a mark at the bottom 3 in. from the fold and drawing a line between these marks.
3. Fold back one side forming kite shape in Fig.3 and place tape firmly along fold line AB.(No stick is needed here because the fold stiffens the paper and acts like a spine.)
4. Place bar-b-que stick from point C to D and tape it down firmly.
5. Cut off 6 to 10 feet of plastic ribbon and tape it to the bottom of the kite at B.
6. Flip kite over onto its back and fold the front flap back and forth until it stands straight up.(Otherwise it acts like a rudder and the kite spins around in circles.)
7. Punch a hole in the flap at E, about 1/3 down from the top point A. This hole can be reinforced with an additional piece of tape.
8. Tie one end of the string to the hole and wind the other end onto the cardboard string winder.



Step 1




Step 2



Step 3



Step 4



Step 5



Step 6



Questions or comments or possibly custom designs, feel free to email:

Jon Hosford
jon@vtjewelry.com

Kiting Information Websites:

Kites in the Classroom, <http://blueskylark.org/zoo/class.html>

Kites in the Classroom (PDF file), <http://www.aka.kite.org/data/download/pdf/Manuals/kitec.pdf>

Kite Plan Base (KPB) - The largest kite plan archive, <http://www.vientocero.com/kpb/en.html>

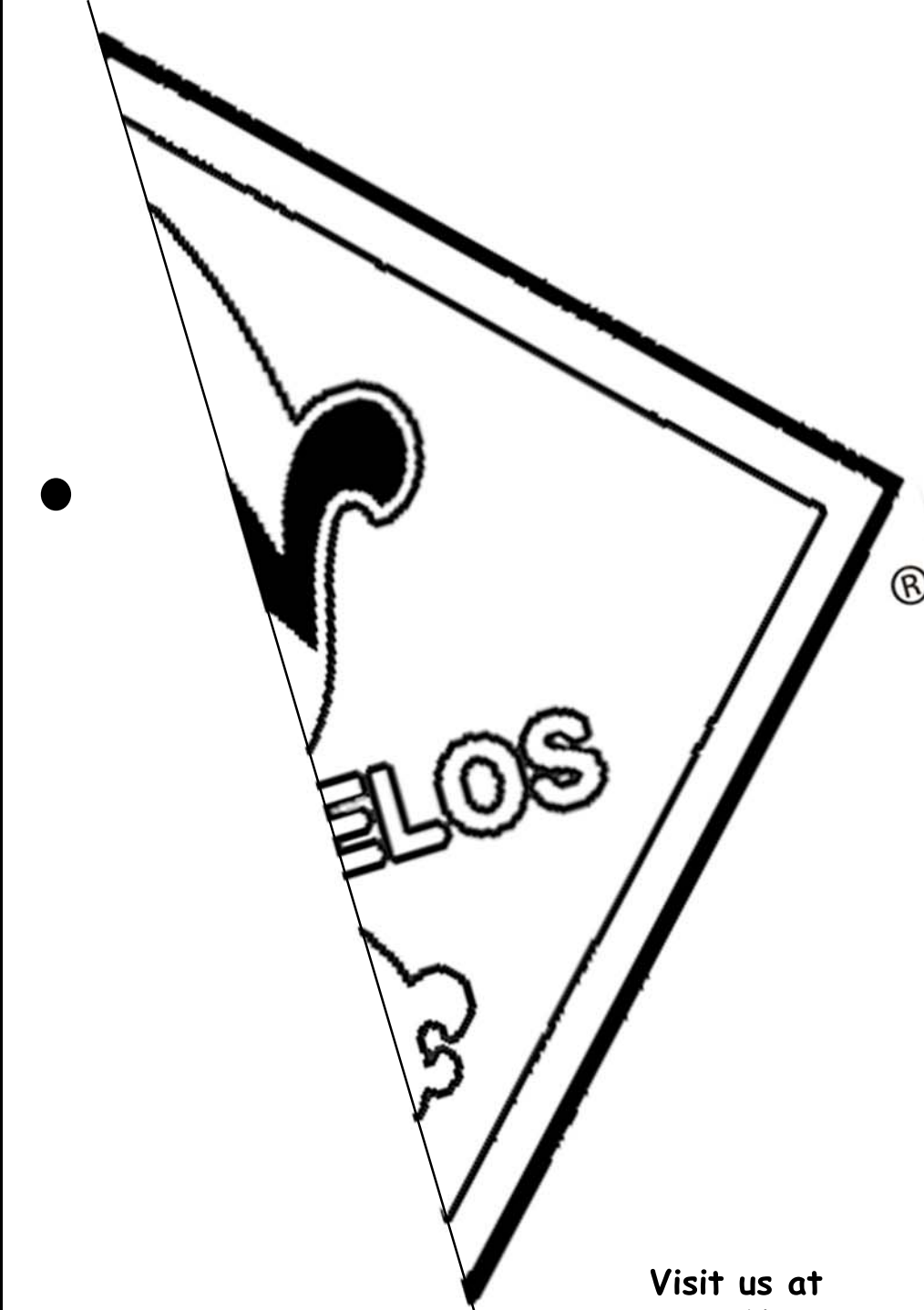
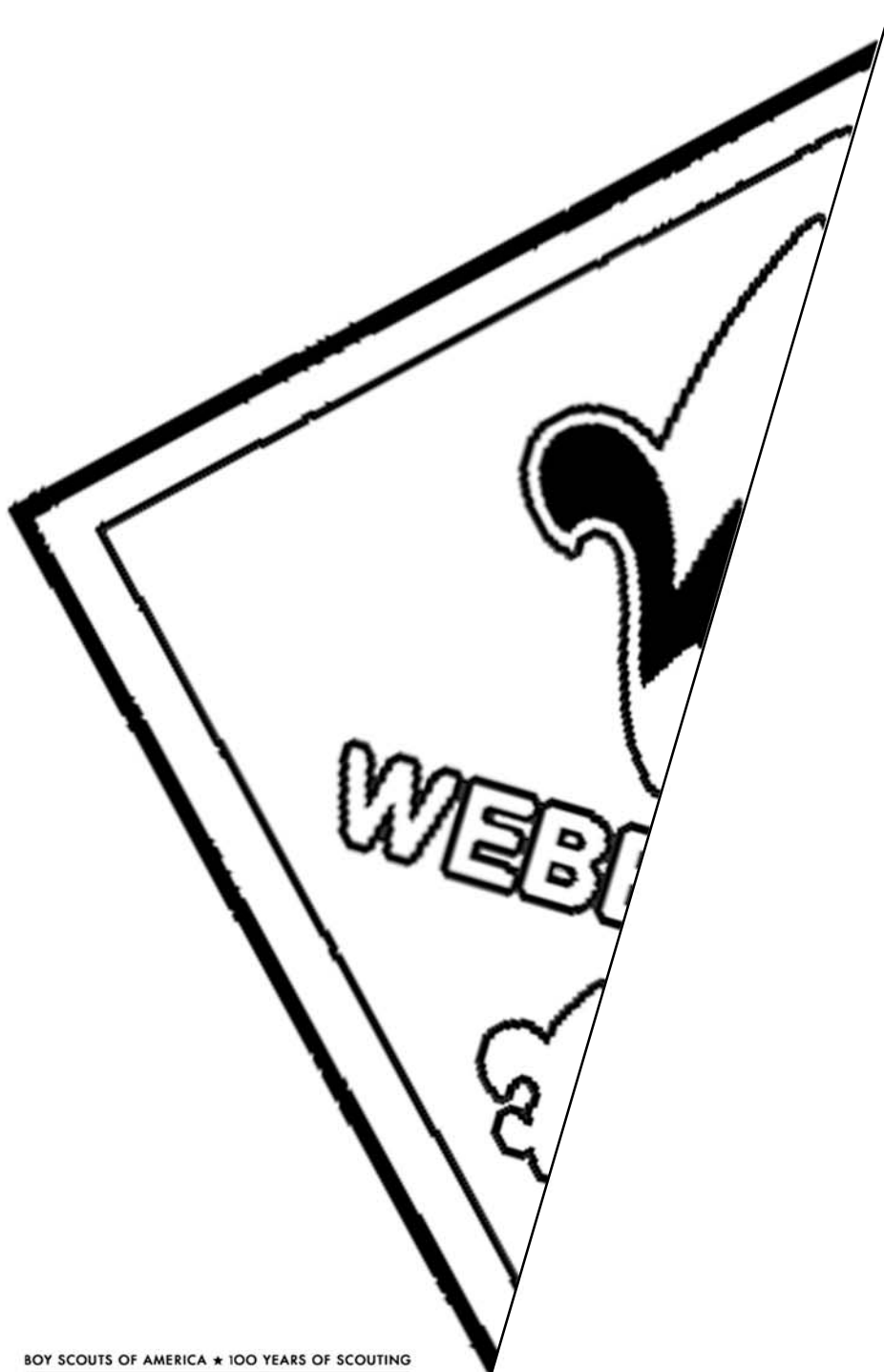
Virtual Kite Zoo, <http://blueskylark.org/zoo/index.html>

American Kitefliers Association, <http://www.aka.kite.org/>

Kites Over New England (KONE), <http://www.kone.org/>

New York Kite Enthusiasts (NYKE), <http://www.nyke.org/>

Did you know: Baden-Powell's brother was a kite enthusiast? He designed kites big enough to carry a man up for military reconnaissance!



BOY SCOUTS OF AMERICA ★ 100 YEARS OF SCOUTING



CELEBRATING THE ADVENTURE ★ CONTINUING THE JOURNEY

Visit us at
www.ScoutingVermont.org

or Call us at
1-800-704-3089





BOY SCOUTS OF AMERICA ★ 100 YEARS OF SCOUTING



CELEBRATING THE ADVENTURE ★ CONTINUING THE JOURNEY

Visit us at
www.ScoutingVermont.org

or Call us at
1-800-704-3089



BOY SCOUTS OF AMERICA ★ 100 YEARS OF SCOUTING



CELEBRATING THE ADVENTURE ★ CONTINUING THE JOURNEY

Visit us at
www.ScoutingVermont.org

or Call us at
1-800-704-3089

BOY SCOUTS OF AMERICA ★ 100 YEARS OF SCOUTING



CELEBRATING THE ADVENTURE ★ CONTINUING THE JOURNEY



Visit us at
www.ScoutingVermont.org

or Call us at
1-800-704-3089