

YIELD TO THE SHIELD

*These are the rules; **LEARN, EXPLAIN, BUILD, & WIN.***

- 1. **Learn about Heraldry***
- 2. **Explain you know what it means***
- 3. **Build a shield representing your order (patrol) and bring it to the 2019 Bogoree***
- 4. **Win and all other Orders will yield to your shield and recognize your dominance on the field of battle.***

"Yield to the Shield" - LEARN

WHAT DOES HERALDRY MEAN?

Heraldry is about showing people who you are. In England it started in the later 1100s, when knights began to wear helmets which covered their faces, and they couldn't be recognized. So they began to paint unique combinations of colors, shapes and animals, called their 'arms', on their shields and banners. Only one person was allowed to use these arms, so when people saw a knight wearing them in a battle or tournament, they could tell who he was.

When heraldry began, knights and their families spoke Norman French. Expert 'heralds' still use this language to describe coats of arms. You don't have to know this 'code' for your shield, but it's a very precise way of describing coats of arms, and it can be fun.

THE COLORS OF HERALDRY (see image)

The five traditional colors are, with their heraldic names:

- Red = Gules
- Blue = Azure
- Green = Vert
- Black = Sable
- Purple = Purpure

THE METALS OF HERALDRY (see image)

Plus the two 'metals'

- Gold = Or
- Silver = Argent

THE FURS OF HERALDRY (see image)


There are also 'furs', the most common being:

- Ermine: representing the white winter fur of stoats, with their black tail tips.
- Vair: representing squirrel skins, in blue and white.

OTHER PATTERNS OF HERALDRY

- Papellone = Scales on a fish, snake, lizard or dragon
- Plumete = Feathers

If something (say a dog or badger) is shown in its natural colors, it's called proper.

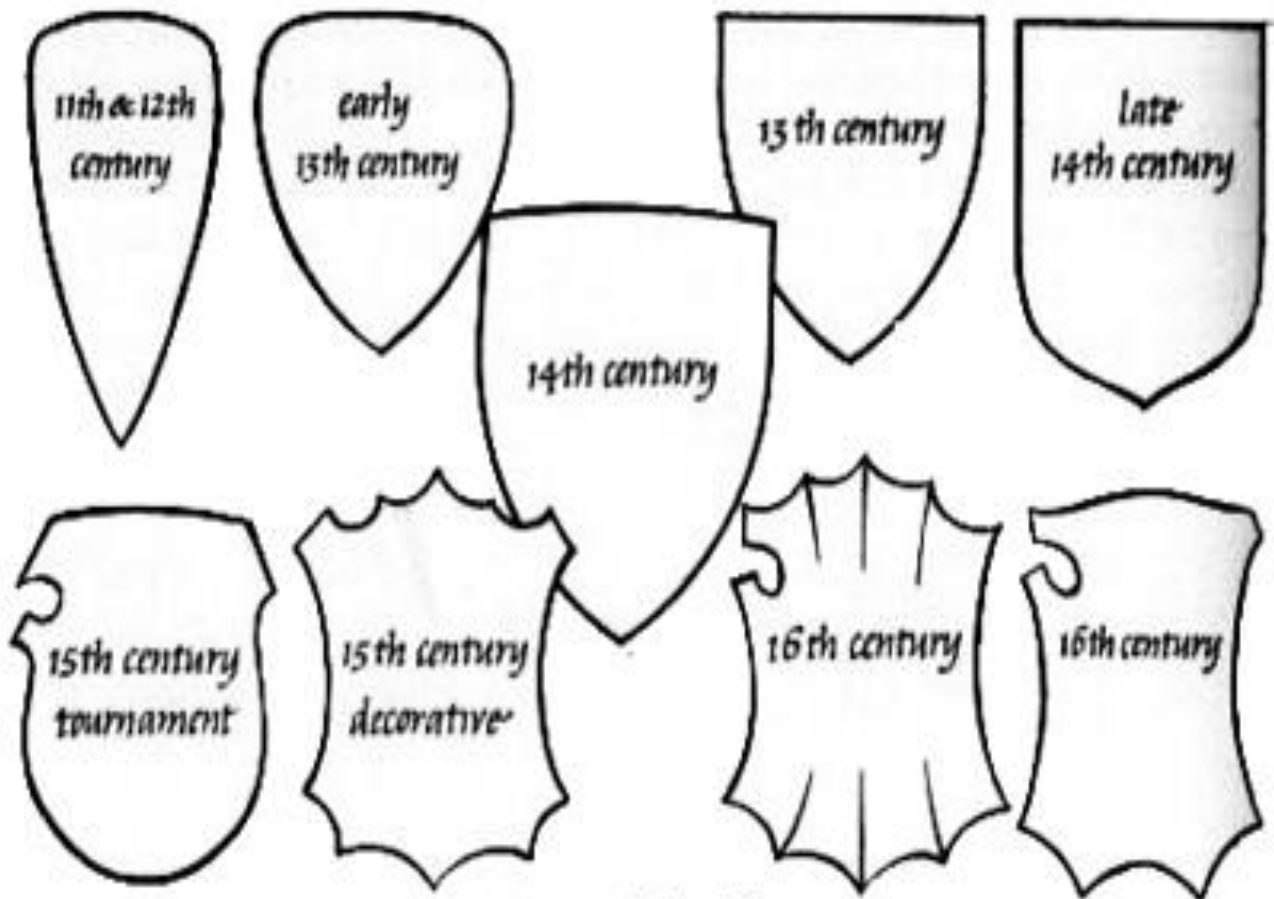


HERALDIC SHIELD ("ESCUTCHEON")

The shield, or escutcheon as it is also known, has a surface area called a field and it is the central area on which symbols and figures are painted that represents a coat of arms. In some cases, people today referred to coat of arms as a family crest.

The shapes of shields have changed through time and have been adapted to the type of warfare or purpose that they served. For example, the top of a warrior's shield was cut straight at the top to protect the shoulders and chest area, and pointed at the bottom for easier mobility when sitting on a steed with knees up. To complete a knight's ensemble, the coat a knight wore over his armor would match the markings on the shield that was carried, hence the derivation of the phrase "coat of arms."

This image shows you shape changes throughout the years. On the bottom you will see a decorative shield that wasn't practical in combat and 3 that had notches for a lance,



Forms of Shields

HERALDIC ORDINARIES

Ordinaries are the simple shapes used on heraldic shields, against a color, metal or fur background. When making your design, choose one of these main ordinaries:

- *Fess = horizontal stripe across the shield*
- *Pale = vertical stripe down the shield*
- *Bend = diagonal stripe*
- *Chevron = like a house gable, pointing upwards*
- *Cross = a plain cross*
- *Saltire = a 'St. Andrew's cross'*
- *Chief = bar across top edge of shield*
- *Bordure = border round edges of shield*
- *Pile = downward-pointing triangle*



Fess



Pale



Bend



Chevron



Cross



Saltire



Chief



Bordure



Pile

HERALDIC CHARGES

Charges are emblems added to the shield, on the background, the 'ordinary', or both. There can be one big charge, or several smaller repeated ones. Here are some of the common charges you could use:

- *Crosses - of many different types*
- *Stars*
- *Fleur de Lis*
- *Rings*
- *Balls*
- *Swords*
- *Weapons*
- *Crescents*
- *Diamonds*
- *Flowers*
- *Trees*
- *Flags*
- *Other recognizable shapes and symbols*

*They can be any color, but remember **never put color on color**, for example a green star on blue, **or metal on metal**, for example a white flower on yellow.*

Banners were often used to display a name or short motto. The banner would have 1 main color and 1 color metal.

HERALDIC CHARGE COLORS


- *Gold metal – Generosity*
- *Silver metal - Peace and sincerity*
- *Red - Military strength*
- *Maroon - Patient in battle, and yet victorious*
- *Black - Mourning*
- *Blue - Truth and loyalty*
- *Green - Hope, joy, and loyalty in love*
- *Purple - Royal majesty and justice*
- *Orange - Worthy ambition*

ANIMAL CHARGES & STANCE (Body Language)

Any animal - either one big5 one or several smaller - can be used as a charge. They can be shown in many different ways, for instance:

- Rearing up - like the lion and the hare in the pictures
- Standing - like the dog
- For birds, with wings outstretched - like the eagle
- Walking along - like the other lion


If the animal is looking towards you, it is also guardant or 'on guard'. So the lion in the picture is passant guardant. The ancient royal arms of England are three golden lions, one above the other, walking along on a red shield: or in heraldic code gules three lions passant guardant



FABULOUS BEASTS

Though often used as 'charges', these fabulous beasts never really existed. But some people believed they did, maybe because they'd heard about them in stories made up by travelers to distant lands, like crusading knights or merchant adventurers. Here are some you could use:

- Dragon: the earliest and most common fabulous beast, also used as a badge by Romans, Anglo-Saxons and Welsh. A brave and cunning defender of treasure.
- Griffin: a combination of lion and eagle. Symbolizes watchfulness and courage - and also guards treasure.
- Cockatrice: a cross between a rooster and a dragon, supposedly hatched by a snake or toad. Could kill by looking at you, and symbolized protection.
- Manticore or 'man-tiger': a fearsome man-eating creature with a lion's body, man's face, tusks, horns and a deafening trumpet-like voice.



"Yield to the Shield" - EXPLAIN

WHAT HAVE YOU LEARNED

Now that you've got to grips with the basic rules of heraldry, you are now ready to head into battle, right?

Hold on their shortcake, let's test your knowledge. In case you meet a Knight in the Bog you need to be able to figure out if they are friend or foe.

This is what happens when 2 important people get married and a new crest is made. (Hint – it was created in 2013) Study it before using Google. What Heraldic Charge stands out and what could it mean?



"Yield to the Shield" - BUILD

DESIGN YOUR OWN HERALDRY

Now that you've got to grips with the basic rules of heraldry, your patrol must make a design your own coat of arms. You could even make your own shield to display your design.

CHOOSE THE SHAPE OF YOUR ESCUTCHEON

You can select any shape that you wish for your shield, but bear in mind that historically, a knight's shield was generally square at the top and coming to a point at the bottom and by about the year 1250, the shields used in warfare were almost triangular in shape, referred to as heater shields.

COLORING YOUR SHIELD


You can divide your shield into two colors, either vertically or horizontally, or into four different-colored quarters.

You don't have to use an ordinary, but if you do remember to **never put a color on color or a metal on a metal**. Try to remember this heraldic rule: colors don't show up well against colors, or metals against metals. This also applies to charges.

CHOOSING YOUR ANIMAL, CHARGES AND ORDINARIES

Animals symbolize different qualities. So for instance:

- Lions = bravery
- Dogs = faithfulness, reliability
- Stags = wisdom and long life
- Eagles = power and nobility
- Hares = speed
- Badgers = endurance or 'hanging on'



You could also design your own animal charge--for instance a cat, horse or other favorite pet. Or you could choose a fabulous beast.

(There is a ton of information online for this stuff)

2019 Bogoree "A Knight in the Bog"

Below are some sample shields. Don't forget to include your unit number and the name of your Order of Knights, for example;

- *Arlington Ax Men*
- *Barre Dragon Slayers*
- *Danville Dungeon Dwellers*
- *Knights of New York*

(Be creative, have fun and show your pride in your order)



BUILDING REQUIREMENTS

- *Shield shall be no more than 60 inches in height*
- *Shield shall be no more than 36 inches in width*
- *Must be able to be carried by 1 Knight.*
- *Must be made of a solid material; wood, metal, dragon scales, etc... Please do not use cardboard, paper or kitten fur.*
- *Must have a way to hang it from the wall, like the wire on back of a picture frame.*
- *Must have unit number and patrol name on front of shield.*
- *Don't just splash some paint on a crooked piece of plywood. Take pride in your shield.*

"Yield to the Shield" - WIN!

Win and all other Orders will Yield to Your Shield and recognize your dominance on the field of battle.

Showing up on the battlefield with no shield is like trying to cut down a tree using a hot dog. Not advisable!

The Unit Leader of the winning shield will receive an honor that has never been given to anyone in the history of the Bogoree. It will be a first, and may be the last.

Do not let this opportunity slip by; it is the way for Scouts to pay their Unit Leader. But keep in mind, only 1 will be paid in full, all others will return home wishing their shield was as worthy.